

**ELK GROVE UNIFIED SCHOOL DISTRICT**

**FINANCIAL STATEMENTS**

June 30, 2019

ELK GROVE UNIFIED SCHOOL DISTRICT

FINANCIAL STATEMENTS  
WITH SUPPLEMENTARY INFORMATION  
For the Year Ended June 30, 2019

CONTENTS

INDEPENDENT AUDITOR'S REPORT.....	1
MANAGEMENT'S DISCUSSION AND ANALYSIS.....	4
BASIC FINANCIAL STATEMENTS:	
GOVERNMENT-WIDE FINANCIAL STATEMENTS:	
STATEMENT OF NET POSITION.....	14
STATEMENT OF ACTIVITIES.....	15
FUND FINANCIAL STATEMENTS:	
BALANCE SHEET - GOVERNMENTAL FUNDS.....	16
RECONCILIATION OF THE GOVERNMENTAL FUNDS BALANCE SHEET TO THE STATEMENT OF NET POSITION.....	17
STATEMENT OF REVENUES, EXPENDITURES AND CHANGE IN FUND BALANCES - GOVERNMENTAL FUNDS.....	19
RECONCILIATION OF THE STATEMENT OF REVENUES, EXPENDITURES AND CHANGE IN FUND BALANCES - GOVERNMENTAL FUNDS - TO THE STATEMENT OF ACTIVITIES.....	20
STATEMENT OF FUND NET POSITION - PROPRIETARY FUND - SELF-INSURANCE FUND.....	22
STATEMENT OF REVENUES, EXPENSES AND CHANGE IN FUND NET POSITION PROPRIETARY FUND - SELF-INSURANCE FUND.....	23
STATEMENT OF CASH FLOWS - PROPRIETARY FUND - SELF-INSURANCE FUND.....	24
STATEMENT OF FIDUCIARY NET POSITION - TRUST AND AGENCY FUNDS.....	25
STATEMENT OF CHANGE IN FIDUCIARY NET POSITION - TRUST FUND.....	26
NOTES TO FINANCIAL STATEMENTS.....	27

ELK GROVE UNIFIED SCHOOL DISTRICT

FINANCIAL STATEMENTS  
WITH SUPPLEMENTARY INFORMATION  
For the Year Ended June 30, 2019  
(Continued)

CONTENTS

REQUIRED SUPPLEMENTARY INFORMATION:

GENERAL FUND BUDGETARY COMPARISON SCHEDULE.....	57
SCHEDULE OF CHANGES IN THE DISTRICT'S TOTAL OTHER POSTEMPLOYMENT BENEFITS (OPEB) LIABILITY.....	58
SCHEDULE OF THE DISTRICT'S PROPORTIONATE SHARE OF THE NET PENSION LIABILITY.....	59
SCHEDULE OF THE DISTRICT'S CONTRIBUTIONS.....	61
NOTE TO REQUIRED SUPPLEMENTARY INFORMATION.....	63

SUPPLEMENTARY INFORMATION:

COMBINING BALANCE SHEET - ALL NON-MAJOR FUNDS.....	64
COMBINING STATEMENT OF REVENUES, EXPENDITURES AND CHANGE IN FUND BALANCES - ALL NON-MAJOR FUNDS.....	65
ORGANIZATION.....	66
SCHEDULE OF AVERAGE DAILY ATTENDANCE.....	67
SCHEDULE OF INSTRUCTIONAL TIME.....	68
SCHEDULE OF EXPENDITURE OF FEDERAL AWARDS.....	69
RECONCILIATION OF UNAUDITED ACTUAL FINANCIAL REPORT WITH AUDITED FINANCIAL STATEMENTS.....	72
SCHEDULE OF FINANCIAL TRENDS AND ANALYSIS - UNAUDITED.....	73
SCHEDULE OF CHARTER SCHOOLS.....	74
SCHEDULE OF FIRST 5 REVENUES AND EXPENDITURES.....	75
NOTES TO SUPPLEMENTARY INFORMATION.....	76

ELK GROVE UNIFIED SCHOOL DISTRICT

FINANCIAL STATEMENTS  
WITH SUPPLEMENTARY INFORMATION  
For the Year Ended June 30, 2019  
(Continued)

CONTENTS

INDEPENDENT AUDITOR'S REPORT ON COMPLIANCE WITH STATE LAWS AND REGULATIONS.....	78
INDEPENDENT AUDITOR'S REPORT ON INTERNAL CONTROL OVER FINANCIAL REPORTING AND ON COMPLIANCE AND OTHER MATTERS BASED ON AN AUDIT OF FINANCIAL STATEMENTS PERFORMED IN ACCORDANCE WITH <i>GOVERNMENT AUDITING STANDARDS</i> .....	81
INDEPENDENT AUDITOR'S REPORT ON COMPLIANCE FOR THE FIRST 5 SACRAMENTO COUNTY PROGRAM AND REPORT ON INTERNAL CONTROL OVER COMPLIANCE IN ACCORDANCE WITH A PROGRAM-SPECIFIC AUDIT .....	83
INDEPENDENT AUDITOR'S REPORT ON COMPLIANCE FOR EACH MAJOR FEDERAL PROGRAM AND REPORT ON INTERNAL CONTROL OVER COMPLIANCE.....	85
FINDINGS AND RECOMMENDATIONS:	
SCHEDULE OF AUDIT FINDINGS AND QUESTIONED COSTS.....	87
STATUS OF PRIOR YEAR FINDINGS AND RECOMMENDATIONS.....	92

## INDEPENDENT AUDITOR'S REPORT

Board of Education  
Elk Grove Unified School District  
Elk Grove, California

**Report on the Financial Statements**

We have audited the accompanying financial statements of the governmental activities, each major fund, and the aggregate remaining fund information of Elk Grove Unified School District, as of and for the year ended June 30, 2019, and the related notes to the financial statements, which collectively comprise Elk Grove Unified School District's basic financial statements as listed in the table of contents.

***Management's Responsibility for the Financial Statements***

Management is responsible for the preparation and fair presentation of these financial statements in accordance with accounting principles generally accepted in the United States of America; this includes the design, implementation, and maintenance of internal control relevant to the preparation and fair presentation of financial statements that are free from material misstatement, whether due to fraud or error.

***Auditor's Responsibility***

Our responsibility is to express opinions on these financial statements based on our audit. We conducted our audit in accordance with auditing standards generally accepted in the United States of America and the standards applicable to financial audits contained in *Government Auditing Standards*, issued by the Comptroller General of the United States. Those standards require that we plan and perform the audit to obtain reasonable assurance about whether the financial statements are free from material misstatement.

An audit involves performing procedures to obtain audit evidence about the amounts and disclosures in the financial statements. The procedures selected depend on the auditor's judgment, including the assessment of the risks of material misstatement of the financial statements, whether due to fraud or error. In making those risk assessments, the auditor considers internal control relevant to the entity's preparation and fair presentation of the financial statements in order to design audit procedures that are appropriate in the circumstances, but not for the purpose of expressing an opinion on the effectiveness of the entity's internal control. Accordingly, we express no such opinion. An audit also includes evaluating the appropriateness of accounting policies used and the reasonableness of significant accounting estimates made by management, as well as evaluating the overall presentation of the financial statements.

We believe that the audit evidence we have obtained is sufficient and appropriate to provide a basis for our audit opinions.

***Opinions***

In our opinion, the financial statements referred to above present fairly, in all material respects, the respective financial position of the governmental activities, each major fund, and the aggregate remaining fund information of Elk Grove Unified School District, as of June 30, 2019, and the respective changes in financial position and, where applicable, cash flows thereof for the year then ended in accordance with accounting principles generally accepted in the United States of America.

---

(Continued)

## **Other Matters**

### *Required Supplementary Information*

Accounting principles generally accepted in the United States of America require that the *Management's Discussion and Analysis* on pages 4 through 13 and the General Fund Budgetary Comparison Schedule, the Schedule of Changes in the District's Total Other Postemployment Benefits (OPEB) Liability, the Schedule of the District's Proportionate Share of the Net Pension Liability, and the Schedule of the District's Contributions on pages 57 to 62 be presented to supplement the basic financial statements. Such information, although not a part of the basic financial statements, is required by Governmental Accounting Standards Board who considers it to be an essential part of financial reporting for placing the basic financial statements in an appropriate operational, economic, or historical context. We have applied certain limited procedures to the required supplementary information in accordance with auditing standards generally accepted in the United States of America, which consisted of inquiries of management about the methods of preparing the information and comparing the information for consistency with management's responses to our inquiries, the basic financial statements, and other knowledge we obtained during our audit of the basic financial statements. We do not express an opinion or provide any assurance on the information because the limited procedures do not provide us with sufficient evidence to express an opinion or provide any assurance.

### *Supplementary Information*

Our audit was conducted for the purpose of forming opinions on the financial statements that collectively comprise Elk Grove Unified School District's basic financial statements. The accompanying schedule of expenditure of federal awards as required by Title 2 U.S. Code of Federal Regulations (CFR) Part 200, *Uniform Administrative Requirements, Cost Principles, and Audit Requirements for Federal Awards*, and the other supplementary information listed in the table of contents are presented for purposes of additional analysis and are not a required part of the basic financial statements.

The schedule of expenditure of federal awards and other supplementary information as listed in the table of contents are the responsibility of management and were derived from and relate directly to the underlying accounting and other records used to prepare the basic financial statements. Such information, except for the Schedule of Financial Trends and Analysis, has been subjected to the auditing procedures applied in the audit of the basic financial statements and certain additional procedures, including comparing and reconciling such information directly to the underlying accounting and other records used to prepare the basic financial statements or to the basic financial statements themselves, and other additional procedures in accordance with auditing standards generally accepted in the United States of America. In our opinion, the schedule of expenditure of federal awards and other supplementary information as listed in the table of contents, except for the Schedule of Financial Trends and Analysis, are fairly stated, in all material respects, in relation to the basic financial statements as a whole.

The Schedule of Financial Trends and Analysis has not been subjected to the auditing procedures applied in the audit of the basic financial statements, and accordingly, we do not express an opinion or provide any assurance on it.

---

(Continued)

### **Other Reporting Required by *Government Auditing Standards***

In accordance with *Government Auditing Standards*, we have also issued our report dated December 9, 2019 on our consideration of Elk Grove Unified School District's internal control over financial reporting and on our tests of its compliance with certain provisions of laws, regulations, contracts, and grant agreements and other matters. The purpose of that report is to describe the scope of our testing of internal control over financial reporting and compliance and the results of that testing, and not to provide an opinion on internal control over financial reporting or on compliance. That report is an integral part of an audit performed in accordance with *Government Auditing Standards* in considering Elk Grove Unified School District's internal control over financial reporting and compliance.

**Crowe LLP**  
Crowe LLP

Sacramento, California  
December 9, 2019



**Members of the Board:**  
Beth Albiani  
Nancy Chaires Espinoza  
Carmine S. Forcina  
Chet Madison, Sr.  
Dr. Crystal Martinez-Alire  
Anthony "Tony" Perez  
Bobbie Singh-Allen

**Christopher R. Hoffman**  
Superintendent  
(916) 686-7700

9510 Elk Grove-Florin Road, Elk Grove, CA 95624

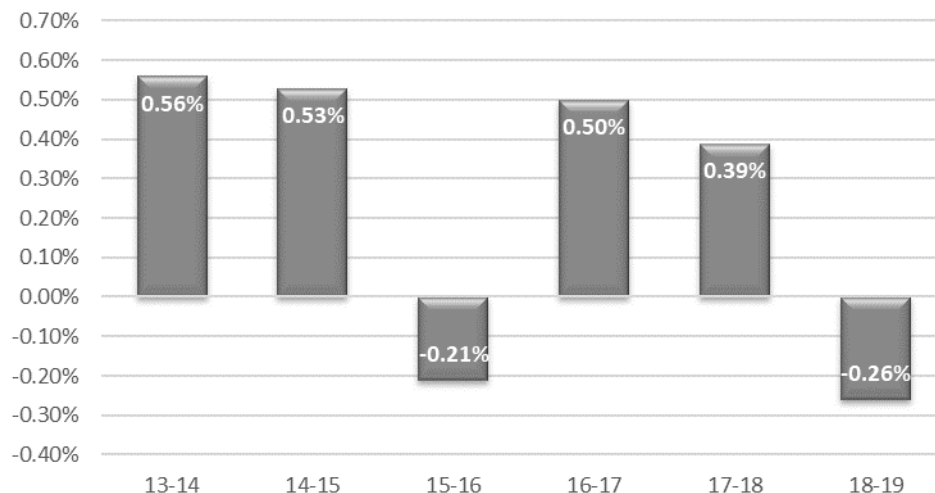
### Management's Discussion and Analysis

The following discussion and analysis is reflecting on the 2018/2019 school year. The Elk Grove Unified School District (EGUSD), located in one of the most diverse areas of California, is an award-winning district known for its commitment to academic excellence and learning for all students. The district is the fifth largest school district in California and the largest in Northern California, serving approximately 63,000 students with 88 different languages spoken. The district has 67 schools (42 elementary schools, 9 middle schools, 9 high schools, 4 alternative schools including one virtual online K-8 program, 1 charter school, 1 special education school, 1 adult education school, and offers preschool programs at 15 elementary sites). For the 2018/2019 school year the District employed on a regular basis 3,672 certificated employees, and 2,794 classified employees. The district covers 320 square miles within the City of Elk Grove, the City of Sacramento, the City of Rancho Cordova, and the unincorporated area of Sacramento County.

Offering a multitude of educational programs, including more than 70 career-themed academies and pathways within 15 industry sectors, we prepare our students for college, career and life, supporting them with the means to be creative problem solvers, self-aware, self-reliant, and self-disciplined; technically literate; effective communicators and collaborators; and engaged in the community as individuals with integrity. We integrate rigorous academics with career-based learning and real world workplace experiences and ensure that Every Student is Learning, in Every Classroom, in Every Subject, Every Day to Prepare College, Career, and Life Ready Graduates.

During the last decade Elk Grove Unified School District was one of the fastest growing school districts in the nation. However, the housing crisis that resulted from the Great Recession dramatically slowed the District's overall growth. The District is experiencing rapid growth in the extreme northern and southern edges of its boundary, with moderate growth in various other regions, resulting in the need for new elementary schools in the Cities of Rancho Cordova and Elk Grove with additional elementary schools in the planning stages as growth continues. These pockets of rapid growth are somewhat offset by a number of maturing areas in the District's jurisdiction that are experiencing minimal declines.

### Enrollment Growth





## Learning Vision, Strategic Goals and Graduate Profile

The Elk Grove Unified School District (EGUSD) implements and evaluates comprehensive and integrated academic, wellness and family and community services in order to realize the District's learning vision – Every student learning in Every classroom, in Every subject, Every day to prepare college, career, and life ready graduates.

The District's has four strategic goals to maintain the focus of and coherence among the District's educational programs and services:

**Goal 1:** High Quality Classroom Instruction & Curriculum – All students will have access to standards aligned curriculum and receive high quality instruction to promote college, career, and life readiness and eliminate the achievement gap.

**Goal 2:** Assessment, Data Analysis & Action - All students will benefit from instruction guided by assessment results (formative, interim, and summative) and continuous programmatic evaluation.

**Goal 3:** Wellness - All students will have an equitable opportunity to learn in a culturally responsive, physically, and emotionally healthy and safe environment.

**Goal 4:** Family & Community Engagement - All students will benefit from programs and services designed to inform and involve family and community partners.

In addition to its learning vision and strategic goals, the District's Graduate Profile ensures that each graduate demonstrates readiness to succeed in college, career and life by successfully demonstrating six critical skills:

1. Creative Problem-solving
2. Technical Literacy
3. Communication and Collaboration
4. Self-Awareness, Self-Reliance, Self-Discipline
5. Integrity
6. Community Engagement

The District strives to implement its strategic vision toward improving student outcomes while maintaining fiscal solvency.

## Financial Reports

In June 1999, the Governmental Accounting Standards Board (GASB) issued Codification Section N50.118-.121 (formerly GASB 34), *Basic Financial Statements—and Management's Discussion and Analysis—For State and Local Governments*. This standard significantly changed the way school districts report their finances to the public. While each individual fund is monitored, greater focus of financial reporting is now on the overall status of the local educational agency's (LEA) financial health.

Fiscal year 2001/2002 was the first year the District accounted for the value of capital assets and included these values as part of the financial statements. The value of all assets including land, buildings, equipment and depreciation, are now displayed as part of the statements as required by N50.118-.121. Net position, the difference between the District's assets, deferred outflows of resources, liabilities and deferred inflows of resources, are one way to measure the District's financial health or position. Over time, increases or decreases in the District's net position is one indicator of whether its financial position is improving or declining.

## Statement of Net Position

The *Statement of Net Position* for the 2018/19 year shows the District's net position as \$101,688,097. This amount includes the value of the land, buildings, and equipment (less depreciation) owned by the District as well as all liabilities such as bond repayment obligations. June 30, 2014 was the first year that included the implementation of GASB 68 (Accounting and Reporting for Pensions).

Statement of Net Position		
	June 30, 2018	June 30, 2019
Assets other than capital	\$ 330,924,317	\$ 440,849,987
Capital assets net of accumulated depreciation	<u>709,193,252</u>	<u>710,452,647</u>
Total assets	<u>1,040,117,569</u>	<u>1,151,302,634</u>
Deferred loss on refunding of debt	5,921,824	5,643,869
Deferred outflows of resources – pensions and OPEB	<u>200,346,231</u>	<u>193,858,087</u>
Total deferred outflows of resources	<u>206,268,055</u>	<u>199,501,956</u>
Liabilities other than long term	65,249,995	53,764,690
Long term liabilities	<u>1,021,843,820</u>	<u>1,161,283,803</u>
Total liabilities	<u>1,087,093,815</u>	<u>1,215,048,493</u>
Deferred inflow of resources – pensions	<u>32,942,000</u>	<u>34,068,000</u>
Ending Net Position	<u>\$ 126,349,809</u>	<u>\$ 101,688,097</u>

## Statement of Activities

Governmental Activities		
	June 30, 2018	June 30, 2019
<b>Revenues</b>		
Program Revenue:		
Charges for services	\$18,555,525	\$23,855,555
Operating grants & contributions	166,571,560	196,782,521
Capital grants & contributions	(351,889)	107,690
Taxes:		
Levied for general purpose	118,299,514	124,980,047
Levied for debt service	27,876,247	30,362,424
Levied for other specific purposes	50,987	(44,664)
Other Revenue:		
Federal and State aid	435,862,882	472,375,466
Interest and investment earnings	1,860,771	2,959,854
Interagency	14,769	10,468
Other	2,152,666	1,949,255
<b>Total Revenue</b>	<b>\$770,893,032</b>	<b>\$853,338,616</b>
<b>Expenses</b>		
Instruction	\$506,640,960	\$568,178,467
Instruction-related services	79,059,117	87,777,097
Pupil services	85,163,217	101,421,417
General administration	31,661,533	42,129,303
Plant services	59,484,388	65,121,489
Enterprise activities	19,058	76,391
Interest on long-term liabilities	11,178,317	10,020,872
Other outgo	4,334,494	3,275,292
<b>Total Expenses</b>	<b>\$777,541,084</b>	<b>\$878,000,328</b>
Change in Net Position	(\$6,648,052)	(\$24,661,712)
Net Position – Beginning	147,030,782	126,349,809
Cumulative effect of GASB 75 implementation	(14,032,921)	-
<b>Net Position – Ending</b>	<b>\$126,349,809</b>	<b>\$101,688,097</b>

## Financial Condition of the General Fund

Local Control Funding Formula income is the major component of the District’s unrestricted income. The District relies on these revenues to cover cost increases for employee salaries and benefits, other fixed costs and also consider new programs from these monies. The following tables summarize fund balance changes and operational fund financial statements.

Summary of General Fund Financial Operations			General Fund Change in Fund Balance			
	June 30, 2018	June 30, 2019		Restricted	Unrestricted	Total
Revenues	\$ 677,969,106	\$ 752,605,058	June 30, 2018	<u>24,891,067</u>	<u>90,207,963</u>	<u>115,099,030</u>
Expenditures	<u>(676,709,124)</u>	<u>(744,974,667)</u>	June 30, 2019	<u>35,939,959</u>	<u>86,789,462</u>	<u>122,729,421</u>
<b>Difference</b>	<b><u>\$ 1,259,982</u></b>	<b><u>\$ 7,630,391</u></b>	<b>Change</b>	<b><u>\$ 1,048,892</u></b>	<b><u>\$ (3,418,501)</u></b>	<b><u>\$ 7,630,391</u></b>

During 2018/19 District staff updated the Board of Education and stakeholders of the financial condition of the General Fund by way of routine Budget Update Reports at Board of Education meetings. These updates along with other important financial news impacting the District were posted to the District’s website to increase community awareness. In addition, the budget was updated to recognize changes in anticipated revenue and expenditures during interim reporting periods.

### General Fund Revenues

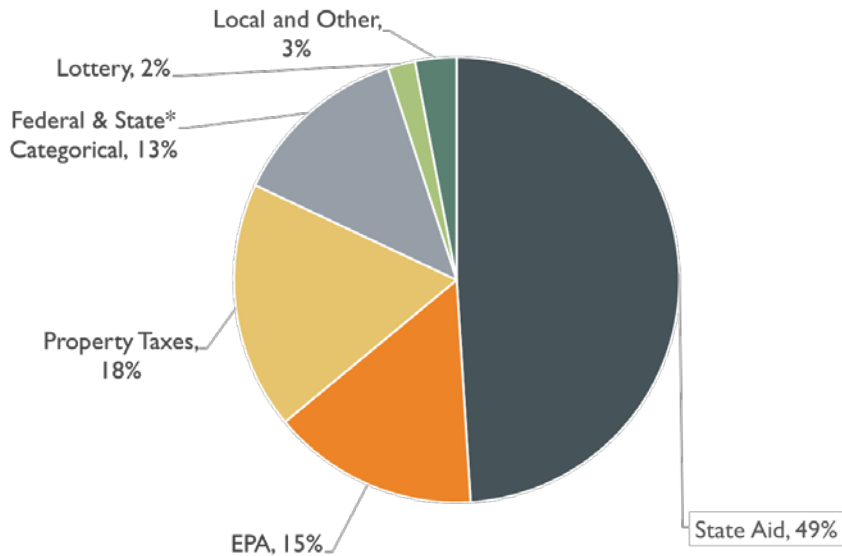
More than 80% of the District’s General Fund revenue is generated from the District’s Local Control Funding Formula (LCFF). The LCFF includes State Aid and property taxes and is based on a state-determined dollar amount times the average number of students who are in attendance throughout the school year.

The other source of revenue is federal, state and local categorical income that must be spent for specific determined programs. Categorical programs amount to thirteen percent of the District’s income. The largest state categorical program is funding for a portion of Special Education services.

The District’s total resources for expenditures include a “beginning balance”, which represents the unexpended balance from the prior year. During the 2018/19 school year, the District’s total General Fund ending fund balance increased by \$7,630,391.

## General Fund Sources

<b>Sources Available</b>	
LCFF Sources	\$344,352,177
Education Protection Account (EPA)	101,415,490
Property Taxes	125,003,737
<b>Total LCFF Sources</b>	<b>\$570,771,404</b>
Federal Revenue	37,237,656
Lottery	15,601,560
Other State Revenue*	53,966,852
Local Revenue	22,393,059
<b>Total Revenue</b>	<b>\$699,970,531</b>
Beginning Fund Balance	115,099,030
<b>Total General Fund Sources</b>	<b>\$815,069,561</b>



\*Other State Revenue - Excludes \$53M STRS On Behalf Pension Contribution.

## General Fund Expenditures

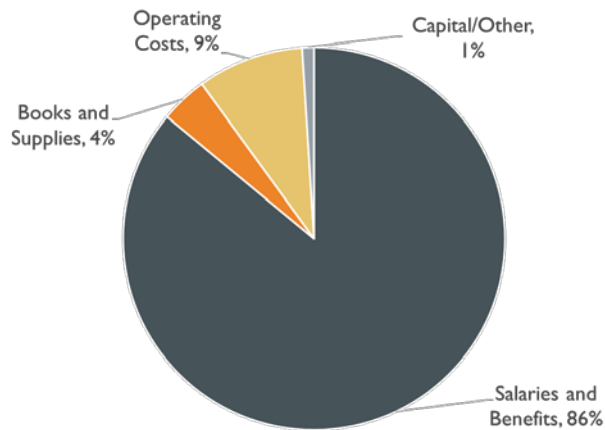
Employee salary and benefit costs consume 86% of the District’s general fund expenditures. Expenditures that go directly to the classroom for instructional purposes amount to 65% of the District’s general fund expenditures. A significant portion of California school district income is restricted income and, as such can only be expended for selected purposes as determined by the allocating agency. The balance of the District’s income is unrestricted since it can be expended as determined by the local agency for general educational purposes.

<b>2018/19 General Fund Expenditures</b>	
Salaries and Benefits*	\$595,331,968
Books and Supplies	23,759,581
Operating Costs	64,894,387
Capital/Other	7,744,774
<b>Total Expenditures</b>	<b>\$691,730,710</b>
Restricted Ending Fund Balance	\$35,939,959
Designated Reserves^	86,789,462
<b>Total Ending Fund Balance</b>	<b>\$122,729,421</b>

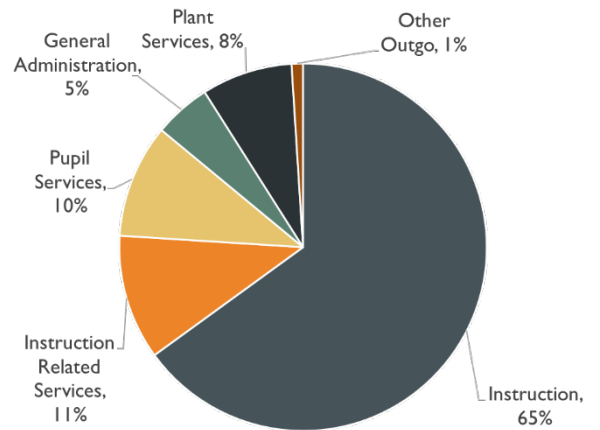
\*Salaries & Benefits - Excludes \$53M STRS On Behalf Pension Contribution.

^ Unrestricted Ending Fund Balance is comprised of the reserve for funding priorities and the designated reserves.

### General Fund Expenditure by Object\*



### General Fund Expenditure by Function\*



\*Salaries & Benefits - Excludes \$53M STRS On Behalf Pension Contribution.

## Other Funds

In addition to the General Fund, the District also has other funds which are designed to keep track of specific revenues and expenditures and are often required by State law. Following is a summary of fund balances for all other District funds:

<b>Fund Name</b>	<b>June 30, 2018 Ending Balance</b> (amount in dollars)	<b>June 30, 2019 Ending Balance</b> (amount in dollars)	<b>Change in Fund Balance</b> (amount in dollars)
Charter School Special Revenue	\$4,058,398	\$4,150,601	\$92,203
Adult Education	2,606,144	2,737,718	131,574
Child Development	267,033	410,793	143,760
Cafeteria Special Revenue	6,359,637	5,834,679	(524,958)
Deferred Maintenance	345,935	277,241	(68,694)
Building Fund	33,178,854	111,157,084	77,978,230
Capital Facilities	31,836,159	39,762,674	7,926,515
State School Facilities	2,436,319	32,672,316	30,235,997
Special Reserve for Capital Outlay	9,974,940	7,602,380	(2,372,560)
Capital Projects	15,094,053	7,795,972	(7,298,081)
Bond Interest & Redemption Fund	12,107,343	13,048,856	941,513
Debt Service	15,217,828	21,383,760	6,165,932
Self-Insurance Fund	10,279,558	12,144,709	1,865,151

## Post Retirement Employee Benefits

Elk Grove Benefits Employee Retirement Trust (EGBERT) was established on February 20, 1996, pursuant to an agreement among the bargaining units representing District employees and the District. This trust was established to provide health and welfare benefits as defined in Sections 3543.2 and 53200 of the Government Code through a Health and Welfare Plan for the retired eligible employees of the District and their eligible dependents. Participation in EGBERT is limited to District employees, their respective dependents, and board members who retire and qualify pursuant to appropriate Education Code and EGBERT eligibility requirements.

## Mello Roos, General Obligation Bond and Capital Facilities Resources

Due to funding deficiencies associated with state funds and developer fees, the District, in 1987, confirmed the establishment of Elk Grove Unified School District Community Facilities District (CFD) #1 to implement a Mello-Roos Special Tax. The special tax is assessed to pay the interest and principal repayment of issued bonds. Proceeds of the bonds are to be used for improvements to existing elementary, middle, and high schools; for new elementary, middle and high schools in the District and for other educational centers, support centers and improvements to school grounds. On April 28, 1987 the District passed a \$70,000,000 local bond measure to finance certain elementary and secondary school support facilities.

As a result of continued growth and funding deficiencies, the District's Board of Education adopted resolutions on October 20, 1997 calling for an election to authorize the issuance of additional special tax bonds, while at the same time reconfirming CFD #1. On March 10, 1998, registered voters in the District authorized the issuance of an additional \$205,000,000 principal amount of special tax bonds. The Mello-Roos funds are intended to provide a source of funds for the required matching of state funds due under the State's School Facility Program. They also provide funding for facility needs not funded by state funds or developer fees, as well as funding for modernization, deferred maintenance, additions, technology and student support services such as Transportation, Food and Nutrition Services, Police Services and Maintenance and Operations.

In November of 1998, the District issued its first series of special tax bonds pursuant to the 1998 Authorization in the principal amount of \$28,954,336. In November of 2001, November 2003, November 2005 and November of 2008 the District issued the second, third, fourth and fifth series of special tax bonds pursuant to the 1998 Authorization in the amounts of \$21,343,383, \$28,000,828, \$43,540,000 and \$31,226,133 respectively. A total of \$153,064,700 had been issued from the 1998 Authorization. On October 2, 2012, the Board approved Resolution 14, 2012-13, which authorized the issuance of the Sixth or 2012 Refunding Series bonds, not to exceed \$98,000,000. On November 13, 2012, the Board approved Resolution 21, 2012-13, which provided for the sale of \$84,065,000 Principal Amount for the 2012 Special Tax Refunding Bonds as authorized by Board Resolution 14, 2012-13. The refunding (commonly referred to as refinancing) was an opportunity for significant debt service savings that transpired due to the fact that municipal bond rates were at historically low levels while at the same time certain outstanding bonds were callable starting December 1, 2012 for the first time in the history of EGUSD Community Facilities District #1. The 2012 Special Tax Refunding Bonds provided for the refunding the Series 1998 Bonds maturing December 1, 2013 through December 1, 2028, inclusive, the Series 2001 Bonds Maturing December 1, 2013 through December 1, 2031, inclusive, and the Series 2003 Bonds maturing December 1, 2022 through December 1, 2033, inclusive, and for paying the costs of issuance of the Refunding Series 2012 Bonds. The total principal amount of outstanding special tax bonds that are repaid by the special tax levied on taxable land in the District is \$98,009,733.

On November 8, 2016, voters approved the District's first local general obligation bond, Measure M, a \$476 million dollar bond program intended to provide funds for school modernization and construction projects. Proceeds from the sale of the bonds will help provide critically needed funds to repair, remodel or build school facilities within the District. Measure M is a ten year bond program with bond sales held on a biennial basis beginning with issuance of the Series 1 (2107) bonds in May, 2017, in the amount of \$82 million. Series 2 (2019) bonds were issued in February, 2019, in the amount of \$121 million.

The majority of the District's capital assets are the land and buildings of the District with the majority of the assets being in the buildings. Buildings comprise approximately 75% of the District's capital assets. The work in progress on District buildings, i.e. modernizations as well as new construction, makes up approximately 3% of the District's capital assets. The land is approximately 12%, land improvements are 7% and equipment is 4%.

## **District Outlook**

Elk Grove Unified School District (EGUSD) continues to have variable growth and while past recessions have certainly taken a significant toll on the District, multi-level reforms and innovative strategies to retain and recruit the best and the brightest teachers and staff have ensured that EGUSD has both the financial means and the staffing resources required to meet its high-quality educational goals as well as professional development objectives. Currently the District finds itself in the longest recovery period in history, however the District is preparing for the next recession to position itself to adequately sustain another inevitable economic downturn. To assure this, the District's Board, Administration and employee groups have agreed on the following principles pertaining to budgetary decisions and fiscal solvency:

1. Maintain Fiscal Solvency
2. Maintain/Evaluate What We Have Built
3. Remain Competitive
4. Build Upon What We Have Already Started
5. Contemplate New Program/Initiatives

These budgetary principles are prioritized to ensure that each condition is met before moving down the hierarchy as budgetary considerations are contemplated. Utilizing these Principles as a lens for making all budgetary decisions assures that the District will make sound and sustainable budgetary decisions. These Principles combined with the District's track record of collaborative problem solving and planning ensures that the future remains bright for our students, teachers, staff and community stakeholders.

## **Factors Bearing on the District's Future**

Following five years of the worst recession since the Great Depression the Elk Grove Unified School District (EGUSD) appreciates the support of voters and has experienced four positive years of funding with a positive outlook moving forward. However, uncertainty about the future of public education funding continues to be unpredictable due to state and national concerns. With the Local Control Funding Formula now at full implementation, new challenges are presented due to the fact that new revenues are only being generated through cost of living adjustments, which does not account for increases in our students with special needs population or keep pace with step and column increases, health care increases and new programs through unfunded mandates and/or Board priorities.

The State's relatively new Local Control Funding Formula for school districts enters its sixth year in 2018/19 and is now fully funded. In its most simple form, this new model includes a base grant for each student and two additional grants (the Supplemental and Concentration grants) for low-income, English learners and foster youth students. The Concentration Grant is distributed to only those school districts with a district unduplicated count average of 55% or higher of low-income, English learners, and foster youth students. EGUSD qualified to receive concentration grant funding with a 56.94% district average. We continue to be concerned with the LCFF in how it funds our children with the highest needs.



Other factors impacting the district's future budget include rising costs related to annual employee step increases, health care, minimum wage increases, special education growth, increasing unfunded mandates especially for Pre-K special needs students and technology costs to name a few. Through negotiations an employer/employee shared cost model for health care costs was implemented for 2012/2013 with employees contributing 20% of cost and the District contributing 80% of the cost. In addition, as a result of negotiations, employees are also eligible to receive a 5% rebate by fulfilling a series of wellness items. The shared cost model and rebate is continuing for 2019/2020 and is expected to continue for the foreseeable future. In addition, wellness items are part of the District's "Your Health, Your Choice – Celebrating Wellness at EGUSD" program. The program seeks to promote and support a healthy work environment, health awareness, individual responsibility for a healthy lifestyle, decreased risk of disease and enhanced quality of life for District personnel. The program provides opportunities, tools and resources that empower personnel to make healthy lifestyle choices.

In Elk Grove Unified, we are preparing our students for college and careers in the 21<sup>st</sup> century. Understanding how to leverage technology in the classroom is part of that discussion. So too is connecting students with real-world experiences. The students graduating from the District will face a variety of changes such as the world of work, volatile world-wide economic ripples, the need to re-think the uses of energy, as well as the expansion of renewable energy sources and an expanding range of technology. We prepare our students to engage in this work, teach them to contribute to a better future and help them to navigate an ever-increasing interconnection of systems.

## **BASIC FINANCIAL STATEMENTS**

ELK GROVE UNIFIED SCHOOL DISTRICT  
STATEMENT OF NET POSITION  
June 30, 2019

	<u>Governmental Activities</u>
<b>ASSETS</b>	
Cash and investments (Note 2)	\$ 402,619,592
Receivables	35,530,510
Prepaid expenses	1,106,933
Stores inventory	1,592,952
Non-depreciable capital assets (Note 4)	194,262,618
Depreciable capital assets, net of accumulated depreciation (Note 4)	<u>516,190,029</u>
Total assets	<u>1,151,302,634</u>
<b>DEFERRED OUTFLOWS OF RESOURCES</b>	
Deferred loss on refunding of debt	5,643,869
Deferred outflows of resources - OPEB (Note 10)	1,110,165
Deferred outflows of resources - pensions (Notes 8 and 9)	<u>192,747,922</u>
Total deferred outflows of resources	<u>199,501,956</u>
<b>LIABILITIES</b>	
Accounts payable	44,700,539
Unearned revenue	8,656,151
Unpaid claims and claim adjustment expenses (Note 5)	408,000
Long-term liabilities:	
Unpaid claims and claim adjustment expenses, less current portion (Note 5)	7,766,564
Due within one year (Note 6)	31,201,684
Due after one year (Note 6)	<u>1,122,315,555</u>
Total liabilities	<u>1,215,048,493</u>
<b>DEFERRED INFLOWS OF RESOURCES</b>	
Deferred inflows of resources - pensions (Notes 8 and 9)	<u>34,068,000</u>
<b>NET POSITION</b>	
Net investment in capital assets	415,494,236
Restricted:	
Legally restricted programs	49,335,673
Capital projects	87,833,342
Debt service	34,432,616
Unrestricted	<u>(485,407,770)</u>
Total net position	<u>\$ 101,688,097</u>

The accompanying notes are an integral  
part of these financial statements.

ELK GROVE UNIFIED SCHOOL DISTRICT  
STATEMENT OF ACTIVITIES  
For the Year Ended June 30, 2019

	Program Revenues			Net (Expense) Revenues and Changes in Net Position	
Expenses	Charges for Services	Operating Grants and Contributions	Capital Grants and Contributions	Governmental Activities	
Governmental activities:					
Instruction	\$ 568,178,467	\$ 8,743,103	\$ 124,876,784	\$ 107,690	\$ (434,450,890)
Instruction-related services:					
Supervision of instruction	30,643,890	237,517	13,764,289	-	(16,642,084)
Instructional library, media and technology	4,902,176	6,362	563,020	-	(4,332,794)
School site administration	52,231,031	3,464	5,831,138	-	(46,396,429)
Pupil services:					
Home-to-school transportation	18,588,201	13,334	658,169	-	(17,916,698)
Food services	26,391,204	4,124,824	19,867,476	-	(2,398,904)
All other pupil services	56,442,012	51,472	17,054,193	-	(39,336,347)
General administration:					
Data processing	10,183,928	19,636	303,723	-	(9,860,569)
All other general administration	31,945,375	241,573	6,455,803	-	(25,247,999)
Plant services	65,121,489	382,598	2,230,816	-	(62,508,075)
Enterprise activities	76,391	-	-	-	(76,391)
Interest on long-term liabilities	10,020,872	-	-	-	(10,020,872)
Other outgo	<u>3,275,292</u>	<u>10,031,672</u>	<u>5,177,110</u>	<u>-</u>	<u>11,933,490</u>
Total governmental activities	<u>\$ 878,000,328</u>	<u>\$ 23,855,555</u>	<u>\$ 196,782,521</u>	<u>\$ 107,690</u>	<u>(657,254,562)</u>
General revenues:					
Taxes and subventions:					
Taxes levied for general purposes					124,980,047
Taxes levied for debt service					30,362,424
Taxes levied for other specific purposes					(44,664)
Federal and state aid not restricted to specific purposes					472,375,466
Interest and investment earnings					2,959,854
Interagency revenues					10,468
Miscellaneous					<u>1,949,255</u>
Total general revenues					<u>632,592,850</u>
Change in net position					(24,661,712)
Net position, July 1, 2018					<u>126,349,809</u>
Net position, June 30, 2019					<u>\$ 101,688,097</u>

The accompanying notes are an integral  
part of these financial statements.

ELK GROVE UNIFIED SCHOOL DISTRICT  
BALANCE SHEET  
GOVERNMENTAL FUNDS  
June 30, 2019

	General Fund	Building Fund	All Non-Major Funds	Total Governmental Funds
<b>ASSETS</b>				
Cash and investments:				
Cash in County Treasury	\$ 129,419,715	\$ 88,015	\$ 114,862,490	\$ 244,370,220
Cash with Fiscal Agent	641,495	120,185,064	16,539,470	137,366,029
Cash on hand and in banks	23,931	-	82,773	106,704
Cash in revolving fund	140,000	-	11,442	151,442
Cash awaiting deposit	1,960,003	-	776,923	2,736,926
Receivables	26,404,270	1,093,156	7,866,374	35,363,800
Prepaid expenditures	1,096,769	-	10,164	1,106,933
Due from other funds	2,807,311	-	1,153,577	3,960,888
Stores inventory	<u>551,834</u>	<u>-</u>	<u>1,041,118</u>	<u>1,592,952</u>
Total assets	<u>\$ 163,045,328</u>	<u>\$ 121,366,235</u>	<u>\$ 142,344,331</u>	<u>\$ 426,755,894</u>
<b>LIABILITIES AND FUND BALANCES</b>				
Liabilities:				
Accounts payable	\$ 26,786,067	\$ 9,390,017	\$ 4,445,719	\$ 40,621,803
Unearned revenue	8,443,684	-	212,467	8,656,151
Due to other funds	<u>5,086,156</u>	<u>819,134</u>	<u>2,009,155</u>	<u>7,914,445</u>
Total liabilities	<u>40,315,907</u>	<u>10,209,151</u>	<u>6,667,341</u>	<u>57,192,399</u>
Fund balances:				
Nonspendable	1,788,603	-	1,062,724	2,851,327
Restricted	35,926,702	111,157,084	134,614,266	281,698,052
Assigned	19,064,920	-	-	19,064,920
Unassigned	<u>65,949,196</u>	<u>-</u>	<u>-</u>	<u>65,949,196</u>
Total fund balances	<u>122,729,421</u>	<u>111,157,084</u>	<u>135,676,990</u>	<u>369,563,495</u>
Total liabilities and fund balances	<u>\$ 163,045,328</u>	<u>\$ 121,366,235</u>	<u>\$ 142,344,331</u>	<u>\$ 426,755,894</u>

The accompanying notes are an integral  
part of these financial statements.

ELK GROVE UNIFIED SCHOOL DISTRICT  
RECONCILIATION OF THE GOVERNMENTAL FUNDS BALANCE SHEET  
TO THE STATEMENT OF NET POSITION  
June 30, 2019

Total fund balances - Governmental Funds \$ 369,563,495

Amounts reported for governmental activities in the statement of net position are different because:

Capital assets used for governmental activities are not financial resources and, therefore, are not reported as assets in governmental funds. The cost of the assets is \$1,353,057,024 and the accumulated depreciation is \$642,604,377 (Note 4). 710,452,647

Long-term liabilities are not due and payable in the current period and, therefore, are not reported as liabilities in the funds. Long-term liabilities at June 30, 2019 consisted of (Note 6):

Mello-Roos bonds	\$ (93,946,133)	
General Obligation bonds	(193,000,000)	
Accreted interest on bonds	(830,048)	
Unamortized bond premiums	(6,250,824)	
Unamortized bond discounts	155,369	
Net pension liability (Notes 8 and 9)	(714,408,000)	
Lease-leaseback	(12,612,000)	
Capitalized lease obligation	(2,285,775)	
Certificates of Participation	(103,820,000)	
Total OPEB Liability (Note 10)	(12,826,371)	
Compensated absences	<u>(13,693,457)</u>	
		(1,153,517,239)

Losses on the refunding of debt are recognized as expenditures in the period they are incurred. In the government-wide statements, they are categorized as deferred outflows and are amortized over the shortened life of the refunded or refunding debt. 5,643,869

Unmatured interest is not recognized until it is due and, therefore, is not accrued as a payable in governmental funds. (2,389,471)

In government funds, deferred outflows and inflows of resources relating to pensions are not reported because they are applicable to future periods. In the statement of net position, deferred outflows and inflows of resources relating to pensions are reported (Notes 8 and 9):

Deferred outflows of resources relating to pensions	\$ 192,747,922	
Deferred inflows of resources relating to pensions	<u>(34,068,000)</u>	
		158,679,922

(Continued)

ELK GROVE UNIFIED SCHOOL DISTRICT  
RECONCILIATION OF THE GOVERNMENTAL FUNDS BALANCE SHEET  
TO THE STATEMENT OF NET POSITION  
June 30, 2019

---

Deferred outflows and inflows of resources related to other postemployment benefits (OPEB): In governmental funds, deferred outflows and inflows of resources related to OPEB are not reported because they are applicable to future periods. In the statement of net position, deferred outflows and inflows of resources related to OPEB are reported (Note 10)

Deferred outflows of resources relating to OPEB	\$ 1,110,165
Internal service funds are used to conduct certain activities for which costs are charged to other funds on a full cost-recovery basis. Net position for the Self-Insurance Fund is:	<u>12,144,709</u>
Total net position - governmental activities	<u>\$ 101,688,097</u>

---

The accompanying notes are an integral  
part of these financial statements.

ELK GROVE UNIFIED SCHOOL DISTRICT  
STATEMENT OF REVENUES, EXPENDITURES  
AND CHANGE IN FUND BALANCES  
GOVERNMENTAL FUNDS  
For the Year Ended June 30, 2019

	General Fund	Building Fund	All Non-Major Funds	Total Governmental Funds
<b>Revenues:</b>				
Local control funding formula:				
State apportionment	\$ 447,949,364	\$ -	\$ 2,588,198	\$ 450,537,562
Local sources	<u>122,822,039</u>	<u>-</u>	<u>-</u>	<u>122,822,039</u>
Total local control funding formula	<u>570,771,403</u>	<u>-</u>	<u>2,588,198</u>	<u>573,359,601</u>
Federal sources	37,237,656	-	24,620,945	61,858,601
Other state sources	135,659,294	-	8,102,683	143,761,977
Other local sources	<u>8,922,743</u>	<u>1,762,617</u>	<u>57,221,074</u>	<u>67,906,434</u>
Total revenues	<u>752,591,096</u>	<u>1,762,617</u>	<u>92,532,900</u>	<u>846,886,613</u>
<b>Expenditures:</b>				
Current:				
Certificated salaries	328,573,372	-	5,251,712	333,825,084
Classified salaries	100,541,258	-	13,047,090	113,588,348
Employee benefits	218,843,048	-	9,346,316	228,189,364
Books and supplies	23,759,581	-	11,654,032	35,413,613
Contract services and operating expenditures	64,894,387	837,479	3,424,085	69,155,951
Other outgo	3,170,717	-	90,812	3,261,529
Capital outlay	5,993,992	35,494,070	8,954,022	50,442,084
Debt service:				
Principal retirement	417,998	-	13,948,127	14,366,125
Interest	<u>81,113</u>	<u>-</u>	<u>12,458,746</u>	<u>12,539,859</u>
Total expenditures	<u>746,275,466</u>	<u>36,331,549</u>	<u>78,174,942</u>	<u>860,781,957</u>
Excess (deficiency) of revenues over (under) expenditures	<u>6,315,630</u>	<u>(34,568,932)</u>	<u>14,357,958</u>	<u>(13,895,344)</u>
<b>Other financing sources (uses):</b>				
Proceeds from sale of bonds	-	121,000,000	-	121,000,000
Proceeds from capital lease	-	-	12,612,000	12,612,000
Premium on sale of bonds	-	565,126	700,041	1,265,167
Transfers in	1,933,007	-	41,575,252	43,508,259
Transfers out	<u>(618,246)</u>	<u>(9,017,963)</u>	<u>(33,872,050)</u>	<u>(43,508,259)</u>
Total other financing sources (uses)	<u>1,314,761</u>	<u>112,547,163</u>	<u>21,015,243</u>	<u>134,877,167</u>
Net change in fund balances	7,630,391	77,978,231	35,373,201	120,981,823
Fund balances, July 1, 2018	<u>115,099,030</u>	<u>33,178,853</u>	<u>100,303,789</u>	<u>248,581,672</u>
Fund balances, June 30, 2019	<u>\$ 122,729,421</u>	<u>\$ 111,157,084</u>	<u>\$ 135,676,990</u>	<u>\$ 369,563,495</u>

The accompanying notes are an integral  
part of these financial statements.



ELK GROVE UNIFIED SCHOOL DISTRICT  
RECONCILIATION OF THE STATEMENT OF REVENUES, EXPENDITURES AND  
CHANGE IN FUND BALANCES - GOVERNMENTAL FUNDS -  
TO THE STATEMENT OF ACTIVITIES  
For the Year Ended June 30, 2019

---

Net change in fund balances - Total Governmental Funds	\$ 120,981,823
Amounts reported for governmental activities in the statement of activities are different because:	
Acquisition of capital assets is an expenditure in the governmental funds, but increases capital assets in the statement of net position (Note 4).	\$ 48,424,161
Depreciation of capital assets is an expense that is not recorded in the governmental funds (Note 4).	(47,164,766)
Repayment of principal on long-term liabilities is an expenditure in the governmental funds, but decreases the long-term liabilities in the statement of net position (Note 6).	14,366,125
In governmental funds, proceeds from debt are recognized as Other Financing Sources. In the government-wide statements, proceeds from debt are reported as increases in liabilities. Amounts recognized in governmental funds as proceeds from debt, net of issue premium, were (Note 6):	(133,612,000)
Accreted interest on capital appreciation bonds is recognized in the period it is incurred. In governmental funds it is only recognized when it is due (Note 6).	1,873,349
Debt issue premiums and discounts are recognized as revenues in the period they are incurred. In government-wide statements, issue premiums are amortized over the life of the debt (Note 6).	(1,167,951)
Post employment benefits other than pension (OPEB) are recognized when employer contributions are made in the governmental funds, and in the statement of activities are recognized on the accrual basis (Notes 6 and 10).	998,040
In the statement of activities, expenses related to compensated absences are measured by the amounts earned during the year. In the governmental funds, expenditures are measured by the amount of financial resources used (Note 6).	(1,365,567)
In governmental funds, pension costs are recognized when employer contributions are made. In the statement of activities, pension costs are recognized on the accrual basis. This year, the difference between accrual-basis pension costs and actual employer contributions was:	(30,408,501)
Interest on long-term liabilities is recognized in the period incurred, in governmental funds it is recognized when due.	826,379

---

(Continued)

ELK GROVE UNIFIED SCHOOL DISTRICT  
RECONCILIATION OF THE STATEMENT OF REVENUES, EXPENDITURES AND  
CHANGE IN FUND BALANCES - GOVERNMENTAL FUNDS -  
TO THE STATEMENT OF ACTIVITIES  
For the Year Ended June 30, 2019

---

Losses on the refunding of debt are recognized as expenditures in the period they are incurred. In the government-wide statements, they are categorized as deferred outflows and are amortized over the shortened life of the refunded or refunding debt.	\$ (277,955)	
Internal service funds are used to conduct certain activities for which costs are charged to other funds on a full cost-recovery basis. Change in net position for the Self-Insurance Fund is:	<u>1,865,151</u>	<u>(145,643,535)</u>
Change in net position of governmental activities		<u>\$ (24,661,712)</u>

---

The accompanying notes are an integral  
part of these financial statements.

ELK GROVE UNIFIED SCHOOL DISTRICT  
STATEMENT OF FUND NET POSITION - PROPRIETARY FUND  
SELF-INSURANCE FUND  
June 30, 2019

---

**ASSETS**

Current assets:

Cash and investments:

Cash in County Treasury	\$ 17,792,855
Cash on hand and in banks	95,416
Receivables	166,710
Due from other funds	<u>3,953,557</u>

Total current assets 22,008,538

**LIABILITIES**

Current liabilities:

Accounts payable	1,689,265
Current unpaid claims and claim adjustment expenses	<u>408,000</u>

Total current liabilities 2,097,265

Unpaid claims and claim adjustment expenses, less current portion 7,766,564

Total liabilities 9,863,829

**NET POSITION**

Unrestricted \$ 12,144,709

---

The accompanying notes are an integral  
part of these financial statements.

ELK GROVE UNIFIED SCHOOL DISTRICT  
STATEMENT OF REVENUES, EXPENSES AND CHANGE IN  
FUND NET POSITION - PROPRIETARY FUND  
SELF-INSURANCE FUND  
For the Year Ended June 30, 2019

---

Operating revenues:	
Other state revenue	\$ 15,630
Other local revenue	<u>1,375,757</u>
Total operating revenues	<u>1,391,387</u>
Operating expenses:	
Classified salaries	244,178
Employee benefits	134,575
Books, supplies and other expenses	542
Provision for unpaid claims and claim adjustment expenses	<u>(491,463)</u>
Total operating expenses	<u>(112,168)</u>
Operating income	1,503,555
Non-operating income:	
Interest income	<u>361,596</u>
Change in net position	1,865,151
Net position, July 1, 2018	<u>10,279,558</u>
Net position, June 30, 2019	<u><u>\$ 12,144,709</u></u>

---

The accompanying notes are an integral  
part of these financial statements.

ELK GROVE UNIFIED SCHOOL DISTRICT  
STATEMENT OF CASH FLOWS - PROPRIETARY FUND  
SELF-INSURANCE FUND  
For the Year Ended June 30, 2019

---

Cash flows from operating activities:	
Cash received from self-insurance premiums	\$ (262,387)
Cash paid for salaries, benefits and services	(1,049,803)
Cash paid for claims	<u>(1,905,915)</u>
Net cash used in operating activities	(3,218,105)
Cash provided by investing activities:	
Interest income	<u>361,596</u>
Change in cash and investments	(2,856,509)
Cash and investments, July 1, 2018	<u>20,744,780</u>
Cash and investments, June 30, 2019	<u><u>\$ 17,888,271</u></u>
Reconciliation of operating income to net cash used in operating activities:	
Operating income	<u>\$ 1,503,555</u>
Adjustments to reconcile operating income to net cash used in operating activities:	
Decrease (increase) in:	
Receivables	129
Due from other funds	(1,638,233)
Decrease in:	
Accounts payable	(686,138)
Due to other funds	(40)
Unpaid claims and claim adjustment expenses	<u>(2,397,378)</u>
Total adjustments	<u>(4,721,660)</u>
Net cash used in operating activities	<u><u>\$ (3,218,105)</u></u>

---

The accompanying notes are an integral part of these financial statements.

ELK GROVE UNIFIED SCHOOL DISTRICT  
STATEMENT OF FIDUCIARY NET POSITION  
TRUST AND AGENCY FUNDS  
June 30, 2019

---

	<u>Trust Fund Scholarship Fund</u>	<u>Agency Fund Student Body</u>
<b>ASSETS</b>		
Cash on hand and in banks (Note 2)	\$ 53,675	\$ 4,793,567
Stores inventory	<u>-</u>	<u>93,750</u>
Total assets	<u>53,675</u>	<u>\$ 4,887,317</u>
<b>LIABILITIES</b>		
Due to students/student groups	<u>-</u>	<u>\$ 4,887,317</u>
<b>NET POSITION</b>		
Restricted for scholarship funds	<u>\$ 53,675</u>	

---

The accompanying notes are an integral  
part of these financial statements.

ELK GROVE UNIFIED SCHOOL DISTRICT  
STATEMENT OF CHANGE IN FIDUCIARY NET POSITION  
TRUST FUND  
For the Year Ended June 30, 2019

---

	Scholarship <u>Fund</u>
Additions:	
Other local sources	\$ 11,145
Deductions:	
Contract services and operating expenditures	<u>10,000</u>
Change in net position	1,145
Net position, July 1, 2018	<u>52,530</u>
Net position, June 30, 2019	<u><u>\$ 53,675</u></u>

---

The accompanying notes are an integral  
part of these financial statements.

**NOTE 1 - SUMMARY OF SIGNIFICANT ACCOUNTING POLICIES**

Elk Grove Unified School District (the "District") accounts for its financial transactions in accordance with the policies and procedures of the California Department of Education's *California School Accounting Manual*. The accounting policies of the District conform to accounting principles generally accepted in the United States of America as prescribed by the Governmental Accounting Standards Board. The following is a summary of the more significant policies:

Reporting Entity: The Board of Education is the level of government which has governance responsibilities over all activities related to public school education in the Elk Grove Unified School District. The Board is not included in any other governmental "reporting entity" as defined by the Governmental Accounting Standards Board since Board members have decision-making authority, the power to designate management, the responsibility to significantly influence operations and primary accountability for fiscal matters.

The District and Elk Grove Unified School District Community Facilities District No. 1 (the "Facilities District") have a financial and operational relationship which meet the reporting entity definition criteria of the *Codification of Governmental Accounting and Financial Reporting Standards, Section 2100*, for inclusion of the Facilities District as a component unit of the District. Therefore, the financial activities of the Facilities District have been included in the basic financial statements of the District as a blended component unit (see Note 13).

The following are those aspects of the relationship between the District and the Facilities District which satisfy Codification of Governmental Accounting and Financial Reporting Standards, Section 2100, criteria:

A - Manifestations of Oversight

1. The Facilities District's Boards of Directors were appointed by the District's Board of Education.
2. The Facilities District has no employees. The District's Superintendent and Deputy Superintendent of Business Services and Facilities Administration function act as agents of the Facilities District. Neither individual received additional compensation for work performed in this capacity.
3. The District exercises significant influence over operations of the Facilities District as it is anticipated that the District will be the sole lessee of all facilities owned by the Facilities District.

B - Accounting for Fiscal Matters

1. All major financing arrangements, contracts, and other transactions of the Facilities District must have the consent of the District.
2. Any deficits incurred by the Facilities District will be reflected in the lease payments of the District. Any surpluses of the Facilities District revert to the District at the end of the lease period
3. It is anticipated that the District's lease payments will be the sole revenue source of the Facilities District
4. The District has assumed a "moral obligation," and potentially a legal obligation, for any debt incurred by the Facilities District.

---

(Continued)



ELK GROVE UNIFIED SCHOOL DISTRICT  
NOTES TO FINANCIAL STATEMENTS  
June 30, 2019

---

**NOTE 1 - SUMMARY OF SIGNIFICANT ACCOUNTING POLICIES** (Continued)

C - Scope of Public Service and Financial Presentation

1. The Facilities District was created for the sole purpose of financially assisting the District.
2. The Corporation is a nonprofit, public benefit corporation incorporated under the laws of the State of California and recorded by the Secretary of State. The Authority was created pursuant to a joint powers agreement between the District and the California Statewide Communities Development Authority, pursuant to the California Government Code, commencing with Section 6500. The Facilities District was formed to provide financing assistance to the District for construction and acquisition of major capital facilities. Upon completion the District intends to occupy all Facilities District facilities. When the Facilities District's Certificates of Participation have been paid with state reimbursements and the District's developer fees, title of all Facilities District property will pass to the District for no additional consideration.
3. The Facilities District's financial activity is presented in the financial statements in the Capital Projects Fund. Certificates of Participation issued by the Facilities District are included in the government-wide financial statements.

Basis of Presentation - Financial Statements: The basic financial statements include a Management's Discussion and Analysis (MD & A) section providing an analysis of the District's overall financial position and results of operations; financial statements prepared using full accrual accounting for all of the District's activities, including infrastructure, and a focus on the major funds.

Basis of Presentation - Government-Wide Financial Statements: The Statement of Net Position and the Statement of Activities displays information about the reporting government as a whole. Fiduciary funds are not included in the government-wide financial statements. Fiduciary funds are reported only in the Statement of Fiduciary Net Position and the Statement of Revenues, Expenditures and Change in Fiduciary Net Position at the fund financial statement level.

The Statement of Net Position and the Statement of Activities are prepared using the economic resources measurement focus and the accrual basis of accounting. Revenues, expenses, gains, losses, assets and liabilities resulting from exchange and exchange-like transactions are recognized when the exchange takes place. Revenues, expenses, gains, losses, assets and liabilities resulting from nonexchange transactions are recognized in accordance with the requirements of Governmental Accounting Standards Board Codification Section (GASB Cod. Sec.) N50.118-.121.

*Program revenues:* Program revenues included in the Statement of Activities derive directly from the program itself or from parties outside the District's taxpayers or citizenry, as a whole; program revenues reduce the cost of the function to be financed from the District's general revenues.

*Allocation of indirect expenses:* The District reports all direct expenses by function in the Statement of Activities. Direct expenses are those that are clearly identifiable with a function. Depreciation expense is specifically identified by function and is included in the direct expense of each function. Interest on general long-term liabilities is considered an indirect expense and is reported separately on the Statement of Activities.

---

(Continued)

ELK GROVE UNIFIED SCHOOL DISTRICT  
NOTES TO FINANCIAL STATEMENTS  
June 30, 2019

---

**NOTE 1 - SUMMARY OF SIGNIFICANT ACCOUNTING POLICIES** (Continued)

Basis of Presentation - Fund Accounting: The accounts of the District are organized on the basis of funds, each of which is considered to be a separate accounting entity. The operations of each fund are accounted for with a separate set of self-balancing accounts that comprise its assets, deferred outflows of resources, liabilities, deferred inflows of resources, fund equity, revenues and expenditures or expenses, as appropriate. District resources are allocated to and accounted for in individual funds based upon the purpose for which they are to be spent and the means by which spending activities are controlled.

A - Major Funds

General Fund:

The General Fund is the general operating fund of the District and accounts for all revenues and expenditures of the District not encompassed within other funds. All general tax revenues and other receipts that are not allocated by law or contractual agreement to some other fund are accounted for in this fund. General operating expenditures and the capital improvement costs that are not paid through other funds are paid from the General Fund.

Building Fund:

The Building Fund is a capital projects fund used to account for resources used for the acquisition or construction of major capital facilities and equipment.

B - Other Funds:

Special Revenue Funds:

Special Revenue Funds are used to account for the proceeds of specific revenue sources that are legally restricted to expenditures for specified purposes. This includes the Charter Schools, Adult Education, Child Development, Cafeteria and Deferred Maintenance Funds.

Capital Projects Funds:

Capital Projects Funds are used to account for resources used for the acquisition or construction of major capital facilities and equipment. This includes the Capital Facilities, State School Facilities, Special Reserve for Capital Outlay and Capital Projects Funds.

Debt Service Funds:

Debt service funds are used to account for the accumulation of resources for, and the payment of, general long-term debt principal, interest and related costs. This includes the Bond Interest and Redemption and Mello-Roos Administrative Funds.

---

(Continued)

ELK GROVE UNIFIED SCHOOL DISTRICT  
NOTES TO FINANCIAL STATEMENTS  
June 30, 2019

---

**NOTE 1 - SUMMARY OF SIGNIFICANT ACCOUNTING POLICIES (Continued)**

**Self-Insurance Fund:**

The Self-Insurance Fund is an internal service fund used to account for services rendered on a cost-reimbursement basis within the District to provide workers' compensation benefits to District employees. The principal operating revenues for the self-insurance fund are premiums received and related income. Operating expenses for the self-insurance fund include the cost of salaries, benefits, services and claims. All revenue and expenses not deemed as operating are reported as non-operating revenues and expenses.

**Expendable Trust Funds:**

The Expendable Trust Fund is a fiduciary fund used to account for assets held by the District as Trustee. The District maintains one trust fund, the Scholarship Fund, which is used to provide financial assistance to students of the District.

**Student Body Funds:**

Student Body Funds are Agency Funds used to account for the various funds for which the District has an agency relationship with the activity of the fund. The Student Body Funds account for the receipt and disbursement of monies from the student activity organizations.

Basis of Accounting: Basis of accounting refers to when revenues and expenditures are recognized in the accounts and reported in the financial statements. Basis of accounting relates to the timing of the measurement made, regardless of the measurement focus applied.

Accrual: Governmental activities in the government-wide financial statements and the proprietary and fiduciary fund financial statements are presented on the accrual basis of accounting. Revenues are recognized when earned and expenses are recognized when incurred.

Modified Accrual: The governmental funds financial statements are presented on the modified accrual basis of accounting. Under the modified accrual basis of accounting, revenues are recorded when susceptible to accrual; i.e., both measurable and available. "Available" means collectible in the current period or within 60 days after year end. Expenditures are generally recognized under the modified accrual basis of accounting when the related liability is incurred. The exception to this general rule is that principal and interest on general obligation long-term liabilities, if any, is recognized when due.

Budgets and Budgetary Accounting: By state law, the Board of Education must adopt a final budget by July 1. A public hearing is conducted to receive comments prior to adoption. The Board of Education complied with these requirements.

Receivables: Receivables are made up principally of amounts due from the State of California and Categorical programs. The District has determined that no allowance for doubtful accounts was needed as of June 30, 2019.

Stores Inventory: Inventory is stated at cost (average cost) which does not exceed replacement cost. Inventory consists of expendable supplies held for future use in the following period by the District's operating units, transportation supplies, and food held for consumption. Maintenance and other supplies held for physical plant repair are not included in inventory; rather, these amounts are recorded as expenditures when purchased.

---

(Continued)

ELK GROVE UNIFIED SCHOOL DISTRICT  
NOTES TO FINANCIAL STATEMENTS  
June 30, 2019

---

**NOTE 1 - SUMMARY OF SIGNIFICANT ACCOUNTING POLICIES (Continued)**

Capital Assets: Capital assets purchased or acquired, with an original cost of \$10,000 or more, are recorded at historical cost or estimated historical cost. Contributed assets are reported at acquisition value for the contributed asset. Additions, improvements and other capital outlay that significantly extend the useful life of an asset are capitalized. Other costs incurred for repairs and maintenance are expensed as incurred. Capital assets are depreciated using the straight-line method over 4 - 30 years depending on asset types.

Deferred Outflows/Inflows of Resources: In addition to assets, the Statement of Net Position includes a separate section for deferred outflows of resources. This separate financial statement element, deferred outflows of resources, represents a consumption of net position that applies to a future period(s), and as such will not be recognized as an outflow of resources (expense/expenditures) until then. The District has recognized a deferred loss on refunding of debt, which is included in the Statement of Net Position. A deferred loss on refunding results from the difference in the carrying value of refunded debt and its reacquisition price. This amount is deferred and amortized over the shorter life of the refunded or refunding debt. In addition, the District has recognized deferred outflow of resources related to recognition of the net pension liability and total OPEB liability reported in the Statement of Net Position.

In addition to liabilities, the Statement of Net Position will sometimes report a separate section for deferred inflows of resources. This separate financial statement element, deferred inflows of resources, represents an acquisition of net position that applies to a future period(s) and as such, will not be recognized as an inflow of resources (revenue) until that time. The District has recognized a deferred inflow of resources related to the recognition of the net pension liability reported which is in the Statement of Net Position.

Pensions: For purposes of measuring the net pension liability, deferred outflows of resources and deferred inflows of resources related to pensions, and pension expense, information about the fiduciary net position of the State Teachers' Retirement Plan (STRP) and Public Employers Retirement Fund B (PERF B) and additions to/deductions from STRP's and PERF B's fiduciary net position have been determined on the same basis as they are reported by STRP and PERF B. For this purpose, benefit payments (including refunds of employee contributions) are recognized when due and payable in accordance with the benefit terms. Certain investments are reported at fair value.

	<u>STRP</u>	<u>PERF B</u>	<u>Total</u>
Deferred outflows of resources	\$ 138,354,114	\$ 54,393,808	\$ 192,747,922
Deferred inflows of resources	\$ 33,993,000	\$ 75,000	\$ 34,068,000
Net pension liability	\$ 519,668,000	\$ 194,740,000	\$ 714,408,000
Pension expense	\$ 114,882,249	\$ 45,733,324	\$ 160,615,573

Compensated Absences: Compensated absences benefits totaling \$13,693,457 are recorded as a liability of the District.

Accumulated Sick Leave: Accumulated sick leave benefits are not recognized as liabilities of the District. The District's policy is to record sick leave as an operating expenditure in the period taken since such benefits do not vest nor is payment probable. However, unused sick leave is added to the creditable service period for calculation of retirement benefits for vested STRS and PERS employees, when the employee retires.

---

(Continued)

ELK GROVE UNIFIED SCHOOL DISTRICT  
NOTES TO FINANCIAL STATEMENTS  
June 30, 2019

---

**NOTE 1 - SUMMARY OF SIGNIFICANT ACCOUNTING POLICIES** (Continued)

Unearned Revenue: Revenue from federal, state, and local special projects and programs is recognized when qualified expenditures have been incurred. Funds received but not earned are recorded as unearned revenue until earned.

Interfund Activity: Interfund activity is reported as either loans, services provided, reimbursements or transfers. Loans are reported as interfund receivables and payables as appropriate and are subject to elimination upon consolidation. Services provided, deemed to be at market or near market rates, are treated as revenues and expenditures/expenses. Reimbursements are when one fund incurs a cost, charges the appropriate benefiting fund and reduces its related cost as a reimbursement. All other interfund transactions are treated as transfers. Transfers between governmental or proprietary funds are netted as part of the reconciliation to the government-wide financial statements.

Net Position: Net position is displayed in three components:

1 - Net Investment in Capital Assets – Consists of capital assets including restricted capital assets, net of accumulated depreciation and reduced by the outstanding balances (excluding unspent bond proceeds) of any bonds, mortgages, notes, or other borrowings that are attributable to the acquisition, construction, or improvement of those assets.

2 - Restricted Net Position - Restrictions of the ending net position indicate the portions of net position not appropriate for expenditure or amounts legally segregated for a specific future use. The restriction for legally restricted programs represents the portion of net position restricted to specific program expenditures. The restriction for capital projects represents the portion of net position restricted for capital projects. The restriction for debt service represents the portion of net position available for the retirement of debt. It is the District's policy to use restricted net position first when allowable expenditures are incurred. The restriction for trust fund represents the portion of net position restricted for scholarships.

3 - Unrestricted Net Position - All other net position that does not meet the definition of "restricted" or "net investment in capital assets".

Fund Balance Classifications: Governmental Accounting Standards Board Codification Sections 1300 and 1800, *Fund Balance Reporting and Governmental Fund Type Definitions* (GASB Cod. Sec. 1300 and 1800) implements a five-tier fund balance classification hierarchy that depicts the extent to which a government is bound by spending constraints imposed on the use of its resources. The five classifications, discussed in more detail below, are nonspendable, restricted, committed, assigned and unassigned.

A - Nonspendable Fund Balance:

The nonspendable fund balance classification reflects amounts that are not in spendable form, such as revolving fund cash, prepaid expenditures and stores inventory.

---

(Continued)

ELK GROVE UNIFIED SCHOOL DISTRICT  
NOTES TO FINANCIAL STATEMENTS  
June 30, 2019

---

**NOTE 1 - SUMMARY OF SIGNIFICANT ACCOUNTING POLICIES** (Continued)

**B - Restricted Fund Balance:**

The restricted fund balance classification reflects amounts subject to externally imposed and legally enforceable constraints. Such constraints may be imposed by creditors, grantors, contributors, or laws or regulations of other governments, or may be imposed by law through constitutional provisions or enabling legislation. These are the same restrictions used to determine restricted net position as reported in the government-wide and fiduciary trust fund statements.

**C - Committed Fund Balance:**

The committed fund balance classification reflects amounts subject to internal constraints self-imposed by formal action of the Board of Education. The constraints giving rise to committed fund balance must be imposed no later than the end of the reporting period. The actual amounts may be determined subsequent to that date but prior to the issuance of the financial statements. Formal action by the Board of Education is required to remove any commitment from any fund balance. At June 30, 2019, the District had no committed fund balances.

**D - Assigned Fund Balance:**

The assigned fund balance classification reflects amounts that the District's Board of Education has approved to be used for specific purposes, based on the District's intent related to those specific purposes. The Board of Education can designate personnel within the District to assign fund balances, however, as of June 30, 2019, no such designation has occurred.

**E - Unassigned Fund Balance:**

In the General Fund only, the unassigned fund balance classification reflects the residual balance that has not been assigned to other funds and that is not restricted, committed, or assigned to specific purposes.

In any fund other than the General Fund, a positive unassigned fund balance is never reported because amounts in any other fund are assumed to have been assigned, at least, to the purpose of that fund. However, deficits in any fund, including the General Fund that cannot be eliminated by reducing or eliminating amounts assigned to other purposes are reported as negative unassigned fund balance.

Fund Balance Policy: The District has an expenditure policy relating to fund balances. For purposes of fund balance classifications, expenditures are to be spent from restricted fund balances first, followed in order by committed fund balances (if any), assigned fund balances and lastly unassigned fund balances.

While GASB Cod. Sec. 1300 and 1800 do not require Districts to establish a minimum fund balance policy or a stabilization arrangement, GASB Cod. Sec. 1300 and 1800 do require the disclosure of a minimum fund balance policy and stabilization arrangements, if they have been adopted by the Board of Education. At June 30, 2019, the District has not established a minimum fund balance policy nor has it established a stabilization arrangement.

Custodial Relationships: The Statement of Net Position for Fiduciary Funds represents the assets, liabilities and trust and agency accounts of various student organizations and scholarship funds within the District. As the funds are custodial in nature, no measurement of operating results is involved.

---

(Continued)

ELK GROVE UNIFIED SCHOOL DISTRICT  
 NOTES TO FINANCIAL STATEMENTS  
 June 30, 2019

---

**NOTE 1 - SUMMARY OF SIGNIFICANT ACCOUNTING POLICIES (Continued)**

Property Taxes: Secured property taxes are attached as an enforceable lien on property as of March 1. Taxes are due in two installments on or before December 10 and April 10. Unsecured property taxes are due in one installment on or before August 31. The County of Sacramento bills and collects taxes for the District. Tax revenues are recognized by the District when received.

Estimates: The preparation of financial statements in conformity with accounting principles generally accepted in the United States of America requires management to make estimates and assumptions. These estimates and assumptions affect the reported amounts of assets and liabilities and disclosure of contingent assets and liabilities at the date of the financial statements and the reported amounts of revenues and expenditures during the reporting period. Accordingly, actual results may differ from those estimates.

**NOTE 2 - CASH AND INVESTMENTS**

Cash and investments at June 30, 2019 consisted of the following:

	<u>Governmental Activities</u>	<u>Fiduciary Activities</u>
Pooled Funds:		
Cash in County Treasury	\$ 262,163,075	\$ -
Cash with Fiscal Agent	137,366,029	-
Deposits:		
Cash on hand and in banks	202,120	4,847,242
Revolving cash fund	151,442	-
Cash awaiting deposit	<u>2,736,926</u>	<u>-</u>
Total	<u>\$ 402,619,592</u>	<u>\$ 4,847,242</u>

Pooled Funds: In accordance with Education Code Section 41001, the District maintains substantially all of its cash in the interest bearing Sacramento County Treasury pooled investment fund. The District is considered to be an involuntary participant in an external investment pool. The fair value of the District's investment in the pool is reported in the financial statements at amounts based upon the District's pro-rata share of the fair value provided by the County Treasurer for the entire portfolio (in relation to the amortized cost of that portfolio). The balance available for withdrawal is based on the accounting records maintained by the County Treasurer, which is recorded on the amortized cost basis.

---

(Continued)

ELK GROVE UNIFIED SCHOOL DISTRICT  
NOTES TO FINANCIAL STATEMENTS  
June 30, 2019

**NOTE 2 - CASH AND INVESTMENTS (Continued)**

Cash with Fiscal Agent: Cash with Fiscal Agent represents funds held by Fiscal Agents restricted for repayment of Mello-Roos and General Obligation Bonds. The District holds their funds with the Sacramento County Treasurer. The balance available for withdrawal is based on the accounting records maintained by the County Treasurer, which is recorded on the amortized cost basis.

Deposits - Custodial Credit Risk: The District limits custodial credit risk by ensuring uninsured balances are collateralized by the respective financial institution. Cash balances held in banks are insured up to \$250,000 by the Federal Deposit Insurance Corporation (FDIC) and are collateralized by the respective financial institution. At June 30, 2019, the carrying amount of the District's accounts was \$5,200,804 and the bank balance was \$5,913,952. \$624,432 of the bank balance was FDIC insured and \$5,289,520 remained uninsured, but collateralized.

Interest Rate Risk: The District does not have a formal investment policy that limits cash and investment maturities as a means of managing its exposure to fair value losses arising from increasing interest rates. At June 30, 2019, the District had no significant interest rate risk related to cash and investments held.

Credit Risk: The District has adopted the County Treasurer's formal investment policy that limits its investment choices other than the limitations of state law.

Concentration of Credit Risk: The District does not place limits on the amount it may invest in any one issuer. At June 30, 2019 the District had no concentration of credit risk.

**NOTE 3 - INTERFUND TRANSACTIONS**

Interfund Activity: Transactions between funds of the District are recorded as interfund transfers, except for the Self-Insurance Fund activity which is recorded as income and expenditures of the Self-Insurance Fund and the General Fund, respectively. The unpaid balances at year end, as a result of such transactions, are shown as due to and due from other funds.

Interfund Receivables/Payables: Interfund receivable and payable balances at June 30, 2019 were as follows:

<u>Fund</u>	<u>Interfund Receivables</u>	<u>Interfund Payables</u>
Major Fund:		
General	\$ 2,807,311	\$ 5,086,156
Building Fund	-	819,134
Non-Major Funds:		
Charter Schools           60,725	52,473	
Adult Education	444,649	196,168
Child Development	184,892	397,980
Cafeteria	445,277	1,349,568
Capital Facilities	-	54
State School Facilities	54	900
Special Reserve for Capital Outlay	17,963	-
Capital Projects	17	12,012
Proprietary Fund:		
Self-Insurance	<u>3,953,557</u>	<u>-</u>
Total	<u>\$ 7,914,445</u>	<u>\$ 7,914,445</u>

(Continued)



ELK GROVE UNIFIED SCHOOL DISTRICT  
NOTES TO FINANCIAL STATEMENTS  
June 30, 2019

---

**NOTE 3 - INTERFUND TRANSACTIONS (Continued)**

Transfers: Transfers for the 2018-2019 fiscal year were as follows:

Transfer from the General Fund to the Child Development Fund for contribution costs.	\$ 183,494
Transfer from the General Fund to the Cafeteria Fund for contribution and separation costs and interest expense.	434,752
Transfer from the Building Fund to the State School Facilities Fund for construction expenses at New Franklin Elementary School.	9,000,000
Transfer from the Building Fund to Special Reserve for Capital Outlay Fund to cover expenses from Las Flores.	17,963
Transfer from the Charter Schools Fund to the General Fund for indirect costs.	48,984
Transfer from the Adult Education Fund to the General Fund for indirect costs.	208,761
Transfer from the Child Development Fund to the General Fund for indirect costs and prior year outstanding accrual.	339,036
Transfer from the Cafeteria Fund to the General Fund for indirect costs.	1,336,226
Transfer from the Capital Facilities Fund to the State School Facilities Fund for Sunridge Park Elementary School and New Franklin Elementary School planning and construction expenses.	11,625,000
Transfer from the State School Facilities Fund to the Capital Facilities Fund for Marion Mix Elementary School Residual and Elk Grove Charter School residual.	2,614
Transfer from the Capital Projects Fund to the State School Facilities Fund for construction expenses for New Franklin Elementary School.	13,507,427
Transfer from the Capital Projects Fund to Mello-Roos Administrative Fund for the 2016 COP debt payment.	4,416,355
Transfer from the Mello-Roos Administrative Fund to the Capital Projects Fund for excess redemption funds.	<u>2,387,647</u>
	<u>\$ 43,508,259</u>

---

(Continued)

ELK GROVE UNIFIED SCHOOL DISTRICT  
NOTES TO FINANCIAL STATEMENTS  
June 30, 2019

**NOTE 4 - CAPITAL ASSETS**

A schedule of changes in capital assets for the year ended June 30, 2019 is shown below:

	Balance July 1, <u>2018</u>	Transfers and <u>Additions</u>	Transfers and <u>Deletions</u>	Balance June 30, <u>2019</u>
Non-depreciable:				
Land	\$ 158,357,886	\$ -	\$ -	\$ 158,357,886
Work in progress	51,529,433	18,914,143	34,538,844	35,904,732
Depreciable:				
Improvement of sites	62,968,573	25,402,108	-	88,370,681
Buildings	986,203,453	34,538,844	-	1,020,742,297
Equipment <u>45,573,518</u>	<u>4,107,910</u>	<u>-</u>	<u>49,681,428</u>	
Totals, at cost	<u>1,304,632,863</u>	<u>82,963,005</u>	<u>34,538,844</u>	<u>1,353,057,024</u>
Less accumulated depreciation:				
Improvement of sites	(33,195,380)	(4,295,414)	-	(37,490,794)
Buildings	(534,087,995)	(40,116,456)	-	(574,204,451)
Equipment <u>(28,156,236)</u>	<u>(2,752,896)</u>	<u>-</u>	<u>(30,909,132)</u>	
Total accumulated depreciation	<u>(595,439,611)</u>	<u>(47,164,766)</u>	<u>-</u>	<u>(642,604,377)</u>
Capital assets, net	<u>\$ 709,193,252</u>	<u>\$ 35,798,239</u>	<u>\$ 34,538,844</u>	<u>\$ 710,452,647</u>

Depreciation expense was charged to governmental activities as follows:

Instruction	<u>\$ 47,164,766</u>
-------------	----------------------

At June 30, 2019, the District had outstanding construction contract commitments of approximately \$50 million.

**NOTE 5 - SELF-INSURANCE**

The District is self-insured for workers' compensation. For accounting and reporting purposes, the District has established a separate Self-Insurance Fund for workers' compensation. For the year ended June 30, 2019, the District provides coverage up to a maximum of \$500,000 for each workers' compensation claim. The District participates in a public entity risk pool for claims in excess of coverage provided by the Fund (Note 12). In each of the past three years settled claims did not exceed the coverage level provided by the Fund and no claims were made of the excess coverage. There has been no reduction in coverage since the prior year.

The claims liability of \$8,174,564 at June 30, 2019 was actuarially determined based on the requirements of Governmental Accounting Standards Statement No. 10. This liability was discounted using an expected future investment yield assumption of 0.5 percent.

(Continued)

ELK GROVE UNIFIED SCHOOL DISTRICT  
NOTES TO FINANCIAL STATEMENTS  
June 30, 2019

**NOTE 5 - SELF-INSURANCE** (Continued)

Changes in the District's unpaid claims and claim adjustment expenses for the years ended June 30, 2019 and June 30, 2018 were as follows:

	Unpaid Claims and Claim Adjustment Expenses <u>July 1</u>	Incurred <u>Claims</u>	Claims <u>Payments</u>	Unpaid Claims and Claim Adjustment Expenses <u>June 30</u>
2018/2019	<u>\$ 10,571,942</u>	<u>\$ (842,406)</u>	<u>\$ (1,554,972)</u>	<u>\$ 8,174,564</u>
2017/2018	<u>\$ 18,977,000</u>	<u>\$ (4,160,014)</u>	<u>\$ (4,245,044)</u>	<u>\$ 10,571,942</u>

**NOTE 6 - LONG-TERM LIABILITIES**

Mello-Roos Bonds Payable: A summary of Mello-Roos Bonds payable at June 30, 2019 follows:

<u>Series</u>	<u>Interest Rate</u>	<u>Original Maturity</u>	<u>Balance July 1, 2018</u>	<u>Current Year Issuance</u>	<u>Current Year Maturities</u>	<u>Balance June 30, 2019</u>
1995	4.0 - 6.5%	2024	\$ 13,708,127	\$ -	\$ 653,127	\$ 13,055,000
2008	6.75%	2037	651,133	-	-	651,133
2012	0.50-4.05%	2033	<u>80,905,000</u>	<u>-</u>	<u>665,000</u>	<u>80,240,000</u>
			<u>\$ 95,264,260</u>	<u>\$ -</u>	<u>\$ 1,318,127</u>	<u>\$ 93,946,133</u>

The Series 1995, 2008, and 2012 Serial Bonds are authorized pursuant to the Mello-Roos Community Facilities Act of 1982, as amended, and are payable from the proceeds of an annual Special Tax to be levied and collected from property within the District or from escrow accounts in the case of refunding bonds. The Special Tax is to be levied according to the rate and method of apportionment determined by a formula approved by the Board, as the legislative body of the District, and by the registered voters within the District (see Note 13). With the issuance of the 2016 Certificates of Participation in April 2016 the 2008 Mello-Roos Bonds were partially refunded. At June 30, 2019 \$651,133 is outstanding related to the 2008 Mello-Roos Bonds.

The annual requirements to amortize the Mello-Roos Bonds payable outstanding as of June 30, 2019 are as follows:

<u>Year Ending June 30,</u>	<u>Principal</u>	<u>Interest</u>	<u>Total</u>
2020	\$ 3,400,000	\$ 3,410,760	\$ 6,810,760
2021	3,600,000	3,206,787	6,806,787
2022	3,810,000	3,015,137	6,825,137
2023	5,625,000	2,812,887	8,437,887
2024	5,855,000	2,576,024	8,431,024
2025-2029	32,680,000	9,561,987	42,241,987
2030-2034	38,325,000	3,582,368	41,907,368
2035-2037	<u>651,133</u>	<u>164,500</u>	<u>815,633</u>
	<u>\$ 93,946,133</u>	<u>\$ 28,330,450</u>	<u>\$ 122,276,583</u>

(Continued)

ELK GROVE UNIFIED SCHOOL DISTRICT  
NOTES TO FINANCIAL STATEMENTS  
June 30, 2019

**NOTE 6 - LONG-TERM LIABILITIES (Continued)**

General Obligation Bonds:

In May 2017, the District issued 2017 General Obligation bonds in the amount of \$82,100,000. The proceeds were used to fund specific school facilities projects within the district. The Bonds bear interest at rates ranging from 3.375% to 5.0%, and are scheduled to mature through August 2046.

In February 2019, the District issued Election of 2016, Series 2019 General Obligation bonds in the amount of \$121,000,000. The proceeds were used to fund specific school facilities projects within the district. The Bonds bear interest at rates ranging from 3.0% to 5.0%, and are scheduled to mature through August 2048.

A summary of General Obligation Bonds payable as of June 30, 2019 are as follows:

Series	Interest Rate	Original Maturity	Balance July 1, 2018	Current Year Issuance	Current Year Refunded and Matured	Balance June 30, 2019
2017	3.375-5.0%	2047	\$ 82,100,000	\$ -	\$ 10,100,000	\$ 72,000,000
2019	3.0-5.0%	2049	<u>-</u>	<u>121,000,000</u>	<u>-</u>	<u>121,000,000</u>
			<u>\$ 82,100,000</u>	<u>\$121,000,000</u>	<u>\$ 10,100,000</u>	<u>\$193,000,000</u>

The following is a schedule of the future payments for the 2017 General Obligation Bonds:

Year Ending <u>June 30,</u>	<u>Principal</u>	<u>Interest</u>	<u>Total</u>
2020	\$ 10,450,000	\$ 6,930,097	\$ 17,380,097
2021	5,700,000	6,770,381	12,470,381
2022	8,100,000	6,425,381	14,525,381
2023	-	6,222,881	6,222,881
2024	-	6,222,881	6,222,881
2025-2029	-	31,114,406	31,114,406
2030-2034	16,365,000	29,855,806	46,220,806
2035-2039	31,960,000	25,901,866	57,861,866
2040-2044	51,395,000	18,841,181	70,236,181
2045-2049	<u>69,030,000</u>	<u>6,828,400</u>	<u>75,858,400</u>
	<u>\$ 193,000,000</u>	<u>\$ 145,113,280</u>	<u>\$ 338,113,280</u>

(Continued)

ELK GROVE UNIFIED SCHOOL DISTRICT  
NOTES TO FINANCIAL STATEMENTS  
June 30, 2019

**NOTE 6 - LONG-TERM LIABILITIES (Continued)**

Certificates of Participation:

On April 7, 2016, the District issued 2016 Certificates of Participation in the amount of \$109,910,000. The proceeds were used to refund \$77,515,000 of the District's Mello Roos Bonds of 2003, 2005 and 2008 and issue \$30,890,000 of new Certificates of Participation. The Certificates of Participation bear interest at rates ranging from 3.0% to 5.0%, and are scheduled to mature through February 2040.

The following is a schedule of the future payments for the 2016 Certificates of Participation:

Year Ending <u>June 30,</u>	<u>Principal</u>	<u>Interest</u>	<u>Total</u>
2020	\$ 2,635,000	\$ 3,571,569	\$ 6,206,569
2021	2,760,000	3,439,819	6,199,819
2022	2,895,000	3,301,819	6,196,819
2023	1,390,000	3,157,069	4,547,069
2024	1,460,000	3,087,569	4,547,569
2025-2029	8,290,000	14,278,094	22,568,094
2030-2034	16,720,000	12,289,294	29,009,294
2035-2039	54,970,000	7,143,794	62,113,794
2040	<u>12,700,000</u>	<u>396,875</u>	<u>13,096,875</u>
	<u>\$ 103,820,000</u>	<u>\$ 50,665,902</u>	<u>\$ 154,485,902</u>

Capitalized Lease Obligations: The District is leasing equipment under long-term lease purchase agreements with capitalized value of \$4,385,237 and accumulated depreciation of \$2,247,433. The following is a summary of future payments on the capital leases:

Year Ending <u>June 30,</u>	<u>Payment</u>
2020	\$ 499,111
2021	499,111
2022	499,111
2023	499,111
2024	<u>499,111</u>
Total payments	2,495,555
Less amount representing interest	<u>(209,780)</u>
Net present value of minimum payments	<u>\$ 2,285,775</u>

(Continued)

ELK GROVE UNIFIED SCHOOL DISTRICT  
NOTES TO FINANCIAL STATEMENTS  
June 30, 2019

**NOTE 6 - LONG-TERM LIABILITIES (Continued)**

Lease-Leaseback: In February 2019 the District entered into a lease-leaseback agreement to lease real property and improvements, Harriet G. Eddy Middle School, to Public Property Financing Corporation of California and sublease the property and improvements back. The Lease-Leasback bears interest at 3.0%, and is scheduled to mature through February 2040. The following is a summary of future payments on the lease-leaseback:

Year Ending June 30,	Principal	Interest	Total
2020	\$ 417,000	\$ 435,268	\$ 852,268
2021	425,000	425,606	850,606
2022	440,000	410,773	850,773
2023	458,000	395,417	853,417
2024	470,000	379,433	849,433
2025-2029	2,618,000	1,638,660	4,256,660
2030-2034	3,090,000	1,149,536	4,239,536
2035-2039	3,838,000	561,506	4,399,506
2040	<u>856,000</u>	<u>29,874</u>	<u>885,874</u>
	<u>\$ 12,612,000</u>	<u>\$ 5,426,073</u>	<u>\$ 18,038,073</u>

Schedule of Changes in Long-Term Liabilities: A schedule of changes in long-term liabilities for the year ended June 30, 2019 is shown below:

	Balance July 1, 2018	Additions	Deductions	Balance June 30, 2019	Amounts Due Within One Year
<u>Debt:</u>					
Mello-Roos bonds	\$ 95,264,260	\$ -	\$ 1,318,127	\$ 93,946,133	\$ 3,400,000
General Obligation Bonds	82,100,000	121,000,000	10,100,000	193,000,000	10,450,000
Accreted Interest on bonds	2,703,397	193,525	2,066,874	830,048	-
Unamortized bond premiums	5,093,971	1,265,167	108,314	6,250,824	179,788
Unamortized bond discounts	(166,467)	-	(11,098)	(155,369)	(11,098)
Certificates of participation	106,350,000	-	2,530,000	103,820,000	2,635,000
<u>Direct Placement Debt:</u>					
Lease-leaseback	-	12,612,000	-	12,612,000	417,000
<u>Other Long-Term Liabilities:</u>					
Net pension liability (Notes 8 and 9)	691,602,000	22,806,000	-	714,408,000	-
Total OPEB Liability (Note 10)	13,836,054	-	1,009,683	12,826,371	-
Capitalized lease obligation	2,703,773	-	417,998	2,285,775	437,537
Compensated absences	<u>12,327,890</u>	<u>1,365,567</u>	<u>-</u>	<u>13,693,457</u>	<u>13,693,457</u>
Totals	<u>\$1,011,814,878</u>	<u>\$ 159,242,259</u>	<u>\$ 17,539,898</u>	<u>\$1,153,517,239</u>	<u>\$ 31,201,684</u>

Payments on the Mello-Roos bonds and Certificates of Participation are made from the Mello-Roos Administrative Fund. Premiums and discounts on bonds are amortized over the life of the related bonds. Payments on the capitalized lease obligation are made from the General Fund. Payments on OPEB and compensated absences are made from the fund for which the related employee worked.

(Continued)

ELK GROVE UNIFIED SCHOOL DISTRICT  
NOTES TO FINANCIAL STATEMENTS  
June 30, 2019

**NOTE 7 - FUND BALANCES**

Fund balances, by category, at June 30, 2019 consisted of the following:

	General Fund	Building Fund	All Non-Major Funds	Total
<b>Nonspendable:</b>				
Revolving cash fund	\$ 140,000	\$ -	\$ 11,442	\$ 151,442
Prepaid expenditures	1,096,769	-	10,164	1,106,933
Stores inventory	<u>551,834</u>	<u>-</u>	<u>1,041,118</u>	<u>1,592,952</u>
Subtotal nonspendable	<u>1,788,603</u>	<u>-</u>	<u>1,062,724</u>	<u>2,851,327</u>
<b>Restricted:</b>				
Legally restricted programs	35,926,702	-	12,350,369	48,277,071
Capital Projects	-	111,157,084	87,831,281	198,988,365
Debt Service	<u>-</u>	<u>-</u>	<u>34,432,616</u>	<u>34,432,616</u>
Subtotal restricted	<u>35,926,702</u>	<u>111,157,084</u>	<u>134,614,266</u>	<u>281,698,052</u>
<b>Assigned:</b>				
Instructional materials	6,756,553	-	-	6,756,553
Arbinger training	1,844,798	-	-	1,844,798
Reserve for carryover expenditures	<u>10,463,569</u>	<u>-</u>	<u>-</u>	<u>10,463,569</u>
Subtotal assigned	<u>19,064,920</u>	<u>-</u>	<u>-</u>	<u>19,064,920</u>
<b>Unassigned:</b>				
Designated for economic uncertainty	14,900,000	-	-	14,900,000
Unassigned	<u>51,049,196</u>	<u>-</u>	<u>-</u>	<u>51,049,196</u>
Subtotal assigned	<u>65,949,196</u>	<u>-</u>	<u>-</u>	<u>65,949,196</u>
<b>Total fund balances</b>	<b><u>\$ 122,729,421</u></b>	<b><u>\$ 111,157,084</u></b>	<b><u>\$ 135,676,990</u></b>	<b><u>\$ 369,563,495</u></b>

(Continued)

**NOTE 8 – NET PENSION LIABILITY – STATE TEACHERS’ RETIREMENT PLAN**

*General Information about the State Teachers’ Retirement Plan*

Plan Description: Teaching-certified employees of the District are provided with pensions through the State Teachers’ Retirement Plan (STRP) – a cost-sharing multiple-employer defined benefit pension plan administered by the California State Teachers’ Retirement System (CalSTRS). The Teachers’ Retirement Law (California Education Code Section 22000 et seq.), as enacted and amended by the California Legislature, established this plan and CalSTRS as the administrator. The benefit terms of the plans may be amended through legislation. CalSTRS issues a publicly available financial report that can be obtained at <http://www.calstrs.com/comprehensive-annual-financial-report>.

Benefits Provided: The STRP Defined Benefit Program has two benefit formulas:

- CalSTRS 2% at 60: Members first hired on or before December 31, 2012, to perform service that could be creditable to CalSTRS.
- CalSTRS 2% at 62: Members first hired on or after January 1, 2013, to perform service that could be creditable to CalSTRS.

The Defined Benefit (DB) Program provides retirement benefits based on members' final compensation, age and years of service credit. In addition, the retirement program provides benefits to members upon disability and to survivors/beneficiaries upon the death of eligible members. There are several differences between the two benefit formulas which are noted below.

*CalSTRS 2% at 60*

CalSTRS 2% at 60 members are eligible for normal retirement at age 60, with a minimum of five years of credited service. The normal retirement benefit is equal to 2.0 percent of final compensation for each year of credited service. Early retirement options are available at age 55 with five years of credited service or as early as age 50 with 30 years of credited service. The age factor for retirements after age 60 increases with each quarter year of age to 2.4 percent at age 63 or older. Members who have 30 years or more of credited service receive an additional increase of up to 0.2 percent to the age factor, known as the career factor. The maximum benefit with the career factor is 2.4 percent of final compensation.

CalSTRS calculates retirement benefits based on a one-year final compensation for members who retired on or after January 1, 2001, with 25 or more years of credited service, or for classroom teachers with less than 25 years of credited service if the employer elected to pay the additional benefit cost prior to January 1, 2014. One-year final compensation means a member's highest average annual compensation earnable for 12 consecutive months calculated by taking the creditable compensation that a member could earn in a school year while employed on a fulltime basis, for a position in which the person worked. For members with less than 25 years of credited service, final compensation is the highest average annual compensation earnable for any three consecutive years of credited service.

*CalSTRS 2% at 62*

CalSTRS 2% at 62 members are eligible for normal retirement at age 62, with a minimum of five years of credited service. The normal retirement benefit is equal to 2.0 percent of final compensation for each year of credited service. An early retirement option is available at age 55. The age factor for retirement after age 62 increases with each quarter year of age to 2.4 percent at age 65 or older.

All CalSTRS 2% at 62 members have their final compensation based on their highest average annual compensation earnable for three consecutive years of credited service.

---

(Continued)



ELK GROVE UNIFIED SCHOOL DISTRICT  
 NOTES TO FINANCIAL STATEMENTS  
 June 30, 2019

**NOTE 8 – NET PENSION LIABILITY – STATE TEACHERS' RETIREMENT PLAN (Continued)**

Contributions: Required member, employer and state contribution rates are set by the California Legislature and Governor and detailed in Teachers' Retirement Law. Contribution rates are expressed as a level percentage of payroll using the entry age normal actuarial cost method.

In June 2019, California Senate Bill 90 (SB 90) was signed into law and appropriated approximately \$2.2 billion in fiscal year 2018–19 from the state's General Fund as contributions to CalSTRS on behalf of employers. The bill requires portions of the contribution to supplant the amounts remitted by employers such that the amounts remitted will be 1.03 and 0.70 percentage points less than the statutorily required amounts due for fiscal years 2019–20 and 2020–21, respectively. The remaining portion of the contribution is allocated to reduce the employers' share of the unfunded actuarial obligation of the Defined Benefit Program.

The employer contribution rates set in statute by the CalSTRS Funding Plan were not changed by the passage of SB 90. A summary of statutory contribution rates and other sources of contributions to the Defined Benefit Program are as follows:

*Members* - Under CalSTRS 2% at 60, the member contribution rate was 10.25 percent of applicable member earnings for fiscal year 2018-19. Under CalSTRS 2% at 62, members contribute 50 percent of the normal cost of their retirement plan, which resulted in a contribution rate of 10.205 percent of applicable member earnings for fiscal year 2018-19.

In general, member contributions cannot increase unless members are provided with some type of "comparable advantage" in exchange for such increases. Under previous law, the Legislature could reduce or eliminate the 2 percent annual increase to retirement benefits. As a result of AB 1469, effective July 1, 2014, the Legislature cannot reduce the 2 percent annual benefit adjustment for members who retire on or after January 1, 2014, and in exchange for this "comparable advantage," the member contribution rates have been increased by an amount that covers a portion of the cost of the 2 percent annual benefit adjustment.

*Employers* – 16.28 percent of applicable member earnings.

<u>Effective Date</u>	<u>Prior Rate</u>	<u>Increase</u>	<u>Total</u>
July 1, 2018	8.25%	8.03%	16.28%
July 1, 2019	8.25%	9.88%	18.13%
July 1, 2020	8.25%	10.85%	19.10%
July 1, 2021 to June 30, 2046	8.25%	*	*
July 1, 2046	8.25%	Increase from prior rate ceases in 2046-47	

\* The Teachers' Retirement Board (the "board") cannot adjust the employer rate by more than 1 percent in a fiscal year, and the increase to the contribution rate above the 8.25 percent base contribution rate cannot exceed 12 percent for a maximum of 20.25 percent.

The District contributed \$51,091,114 to the plan for the fiscal year ended June 30, 2019.

(Continued)

ELK GROVE UNIFIED SCHOOL DISTRICT  
 NOTES TO FINANCIAL STATEMENTS  
 June 30, 2019

**NOTE 8 – NET PENSION LIABILITY – STATE TEACHERS’ RETIREMENT PLAN (Continued)**

*State* - 9.828 percent of the members’ creditable earnings from the fiscal year ending in the prior calendar year.

As a result of AB 1469, the additional state appropriation required to fully fund the benefits in effect as of 1990 by 2046 is specific in subdivision (b) of Education Code Section 22955.1. The increased contributions end as of fiscal year 2045-2046.

The state’s base contribution to the Defined Benefit Program is calculated based on creditable compensation from two fiscal years prior. The state rate will increase to 5.811% on July 1, 2019, to continue paying down the unfunded liabilities associated with the benefits structure that was in place in 1990 prior to certain enhancements in benefits and reductions in contributions. Additionally, the enactment of SB 90 will result in future supplemental contributions to be made by the state to pay down its portion of the unfunded actuarial obligation of the Defined Benefit Program in fiscal years 2019–20 through 2022–23. The CalSTRS state contribution rates effective for fiscal year 2018-19 and beyond are summarized in the table below.

<u>Effective Date</u>	<u>Base Rate</u>	<u>AB 1469 Increase For 1990 Benefit Structure</u>	<u>SBMA Funding(1)</u>	<u>Total State Appropriation to DB Program</u>
July 01, 2018	2.017%	5.311%	2.50%	9.828%
July 01, 2019	2.017%	5.811%(2)	2.50%	10.328%(3)
July 01, 2020 to June 30, 2046	2.017%	(4)	2.50%	(4)
July 01, 2046 and thereafter	2.017%	(5)	2.50%	4.517%(5)

- (1) This rate does not include the \$72 million reduction in accordance with Education Code Section 22954.
- (2) In May 2019, the board of CalSTRS exercised its limited authority to increase the state contribution rate by 0.5 percent of the payroll effective July 1, 2019.
- (3) This rate does not include the \$2.2 billion supplemental state contribution on behalf of employers pursuant to SB 90.
- (4) The CalSTRS board has limited authority to adjust state contribution rates annually through June 30, 2046 in order to eliminate the remaining unfunded actuarial obligation associated with the 1990 benefit structure. The board cannot increase the rate by more than 0.50 percent in a fiscal year, and if there is no unfunded actuarial obligation, the contribution rate imposed to pay for the 1990 benefit structure would be reduced to 0 percent.
- (5) From July 1, 2046, and thereafter, the rates in effect prior to July 1, 2014, are reinstated, if necessary, to address any remaining 1990 unfunded actuarial obligation.

*Pension Liabilities, Pension Expense, and Deferred Outflows of Resources and Deferred Inflows of Resources Related to Pensions*

At June 30, 2019, the District reported a liability for its proportionate share of the net pension liability that reflected a reduction for State pension support provided to the District. The amount recognized by the District as its proportionate share of the net pension liability, the related State support, and the total portion of the net pension liability that was associated with the District were as follows:

District’s proportionate share of the net pension liability	\$ 519,668,000
State’s proportionate share of the net pension liability associated with the District	<u>297,535,000</u>
<b>Total</b>	<b><u>\$ 817,203,000</u></b>

(Continued)

ELK GROVE UNIFIED SCHOOL DISTRICT  
NOTES TO FINANCIAL STATEMENTS  
June 30, 2019

**NOTE 8 – NET PENSION LIABILITY – STATE TEACHERS' RETIREMENT PLAN** (Continued)

The net pension liability was measured as of June 30, 2018, and the total pension liability used to calculate the net pension liability was determined by an actuarial valuation as of June 30, 2017. The District's proportion of the net pension liability was based on the District's share of contributions to the pension plan relative to the contributions of all participating school Districts and the State. At June 30, 2018, the District's proportion was 0.565 percent, which was an increase of 0.004 from its proportion measured as of June 30, 2017.

For the year ended June 30, 2019, the District recognized pension expense of \$114,882,249 and revenue of \$53,887,604 for support provided by the State. At June 30, 2019, the District reported deferred outflows of resources and deferred inflows of resources related to pensions from the following sources:

	<u>Deferred Outflows of Resources</u>	<u>Deferred Inflows of Resources</u>
Difference between expected and actual experience	\$ 1,611,000	\$ 7,548,000
Changes of assumptions	80,732,000	-
Net differences between projected and actual earnings on investments	-	20,011,000
Changes in proportion and differences between District contributions and proportionate share of contributions	4,920,000	6,434,000
Contributions made subsequent to measurement date	<u>51,091,114</u>	<u>-</u>
Total	<u>\$ 138,354,114</u>	<u>\$ 33,993,000</u>

\$51,091,114 reported as deferred outflows of resources related to pensions resulting from contributions subsequent to the measurement date will be recognized as a reduction of the net pension liability in the year ended June 30, 2020. Other amounts reported as deferred outflows of resources and deferred inflows of resources related to pensions will be recognized in pension expense as follows:

Years Ended <u>June 30,</u>	
2020	\$ 18,367,250
2021	\$ 10,871,250
2022	\$ (2,765,750)
2023	\$ 10,055,250
2024	\$ 16,305,000
2025	\$ 437,000

Differences between expected and actual experience and changes in assumptions are amortized over a closed period equal to the average remaining service life of plan members, which is 7 years as of June 30, 2018 measurement date. Deferred outflows and inflows related to differences between projected and actual earnings on plan investments are netted and amortized over a closed 5-year period.

(Continued)

ELK GROVE UNIFIED SCHOOL DISTRICT  
NOTES TO FINANCIAL STATEMENTS  
June 30, 2019

**NOTE 8 – NET PENSION LIABILITY – STATE TEACHERS’ RETIREMENT PLAN** (Continued)

Actuarial Methods and Assumptions: The total pension liability for the STRP was determined by applying update procedures to a financial reporting actuarial valuation as of June 30, 2017, and rolling forward the total pension liability to June 30, 2018. The financial reporting actuarial valuation as of June 30, 2017, used the following actuarial methods and assumptions, applied to all prior periods included in the measurement:

Valuation Date	June 30, 2017
Experience Study	July 1, 2010 through June 30, 2015
Actuarial Cost Method	Entry age normal
Investment Rate of Return	7.10%
Consumer Price Inflation	2.75%
Wage Growth	3.50%
Post-retirement Benefit Increases	2.00% simple for DB Not applicable for DBS/CBB

CalSTRS uses a generational mortality assumption, which involves the use of a base mortality table and projection scales to reflect expected annual reductions in mortality rates at each age, resulting in increases in life expectancies each year into the future. The base mortality tables are CalSTRS custom tables derived to best fit the patterns of mortality among its members. The projection scale was set equal to 110 percent of the ultimate improvement factor from the Mortality Improvement Scale (MP-2016) table, issued by the Society of Actuaries.

The long-term expected rate of return on pension plan investments was determined using a building-block method in which best-estimate ranges of expected future real rates of return (expected returns, net of pension plan investment expense and inflation) are developed for each major asset class. The best estimate ranges were developed using capital market assumptions from CalSTRS general investment consultant as an input to the process. The actuarial investment rate of return assumption was adopted by the CalSTRS board in February 2017 in conjunction with the most recent experience study. For each future valuation, CalSTRS consulting actuary reviews the return assumption for reasonableness based on the most current capital market assumptions. Best estimates of 20-year geometric real rates of return and the assumed asset allocation for each major asset class used as input to develop the actuarial investment rate of return are summarized in the following table:

<u>Asset Class</u>	<u>Assumed Asset Allocation</u>	<u>Long-Term* Expected Real Rate of Return</u>
Global Equity	47%	6.30%
Fixed Income	12	0.30
Real Estate	13	5.20
Private Equity	13	9.30
Absolute Return/Risk Mitigating Strategies	9	2.90
Inflation Sensitive	4	3.80
Cash/Liquidity	2	(1.00)

\* 20-year geometric average

(Continued)

ELK GROVE UNIFIED SCHOOL DISTRICT  
 NOTES TO FINANCIAL STATEMENTS  
 June 30, 2019

---

**NOTE 8 – NET PENSION LIABILITY – STATE TEACHERS’ RETIREMENT PLAN (Continued)**

Discount Rate: The discount rate used to measure the total pension liability was 7.10 percent. The projection of cash flows used to determine the discount rate assumed that contributions from plan members and employers will be made at statutory contribution rates in accordance with the rate increase per AB 1469. Projected inflows from investment earnings were calculated using the long-term assumed investment rate of return (7.10 percent) and assuming that contributions, benefit payments, and administrative expense occur midyear. Based on those assumptions, the STRP’s fiduciary net position was projected to be available to make all projected future benefit payments to current plan members. Therefore, the long-term assumed investment rate of return was applied to all periods of projected benefit payments to determine the total pension liability.

Sensitivity of the District’s Proportionate Share of the Net Pension Liability to Changes in the Discount Rate: The following presents the District’s proportionate share of the net pension liability calculated using the discount rate of 7.10 percent, as well as what the District’s proportionate share of the net pension liability would be if it were calculated using a discount rate that is 1-percentage-point lower (6.10 percent) or 1-percentage-point higher (8.10 percent) than the current rate:

	1% Decrease (6.10%)	Current Discount Rate (7.10%)	1% Increase (8.10%)
District’s proportionate share of the net pension liability	<u>\$761,253,000</u>	<u>\$519,668,000</u>	<u>\$319,371,000</u>

Pension Plan Fiduciary Net Position: Detailed information about the pension plan’s fiduciary net position is available in the separately issued CalSTRS financial report.

**NOTE 9 – NET PENSION LIABILITY – PUBLIC EMPLOYER’S RETIREMENT FUND B**

*General Information about the Public Employer’s Retirement Fund B*

Plan Description: The schools cost-sharing multiple-employer defined benefit pension plan Public Employer’s Retirement Fund B (PERF B) is administered by the California Public Employees’ Retirement System (CalPERS). Plan membership consists of non-teaching and non-certified employees of public schools (K-12), community college districts, offices of education, charter and private schools (elective) in the State of California.

The Plan was established to provide retirement, death and disability benefits to non-teaching and noncertified employees in schools. The benefit provisions for Plan employees are established by statute. CalPERS issues a publicly available financial report that can be obtained at <https://www.calpers.ca.gov/docs/forms-publications/cafr-2018.pdf>.

Benefits Provided: The benefits for the defined benefit plans are based on members’ years of service, age, final compensation, and benefit formula. Benefits are provided for disability, death, and survivors of eligible members or beneficiaries. Members become fully vested in their retirement benefits earned to date after five years (10 years for State Second Tier members) of credited service.

---

(Continued)

ELK GROVE UNIFIED SCHOOL DISTRICT  
NOTES TO FINANCIAL STATEMENTS  
June 30, 2019

**NOTE 9 – NET PENSION LIABILITY – PUBLIC EMPLOYER’S RETIREMENT FUND B (Continued)**

**Contributions:** The benefits for the defined benefit pension plans are funded by contributions from members and employers, and earnings from investments. Member and employer contributions are a percentage of applicable member compensation. Member contribution rates are defined by law and depend on the respective employer’s benefit formulas. Employer contribution rates are determined by periodic actuarial valuations or by state statute. Actuarial valuations are based on the benefit formulas and employee groups of each employer. Employer contributions, including lump sum contributions made when districts first join PERF B, are credited with a market value adjustment in determining contribution rates.

The required contribution rates of most active plan members are based on a percentage of salary in excess of a base compensation amount ranging from zero dollars to \$863 monthly.

Required contribution rates for active plan members and employers as a percentage of payroll for the year ended June 30, 2019 were as follows:

*Members* - The member contribution rate was 6.5 or 7.5 percent of applicable member earnings for fiscal year 2018-19.

*Employers* - The employer contribution rate was 18.062 percent of applicable member earnings.

The District contributed \$18,625,808 to the plan for the fiscal year ended June 30, 2019.

*Pension Liabilities, Pension Expense, and Deferred Outflows of Resources and Deferred Inflows of Resources Related to Pensions*

At June 30, 2019, the District reported a liability of \$194,740,000 for its proportionate share of the net pension liability. The net pension liability was measured as of June 30, 2018, and the total pension liability used to calculate the net pension liability was determined by an actuarial valuation as of June 30, 2017. The District’s proportion of the net pension liability was based on the District’s share of contributions to the pension plan relative to the contributions of all participating school Districts. At June 30, 2018, the District’s proportion was 0.730 percent, which was an increase of 0.006 percent from its proportion measured as of June 30, 2017

For the year ended June 30, 2019, the District recognized pension expense of \$45,733,324 and revenue of \$6,602,545 for support provided by the State. At June 30, 2019, the District reported deferred outflows of resources and deferred inflows of resources related to pensions from the following sources:

	Deferred Outflows of Resources	Deferred Inflows of Resources
Difference between expected and actual experience	\$ 12,766,000	\$ -
Changes of assumptions	19,444,000	-
Net differences between projected and actual earnings on investments	1,598,000	-
Changes in proportion and differences between District contributions and proportionate share of contributions	1,960,000	75,000
Contributions made subsequent to measurement date	<u>18,625,808</u>	<u>-</u>
Total	<u>\$ 54,393,808</u>	<u>\$ 75,000</u>

(Continued)

ELK GROVE UNIFIED SCHOOL DISTRICT  
 NOTES TO FINANCIAL STATEMENTS  
 June 30, 2019

---

**NOTE 9 – NET PENSION LIABILITY – PUBLIC EMPLOYER’S RETIREMENT FUND B (Continued)**

\$18,625,808 reported as deferred outflows of resources related to pensions resulting from contributions subsequent to the measurement date will be recognized as a reduction of the net pension liability in the year ended June 30, 2020. Other amounts reported as deferred outflows of resources and deferred inflows of resources related to pensions will be recognized in pension expense as follows:

Years Ended <u>June 30,</u>		
2020		\$ 20,939,333
2021		\$ 15,871,333
2022		\$ 31,834
2023		\$ (1,149,500)

Differences between expected and actual experience and changes in assumptions are amortized over a closed period equal to the average remaining service life of plan members, which is 4 years as of the June 30, 2018 measurement date. Deferred outflows and inflows related to differences between projected and actual earnings on plan investments are netted and amortized over a closed 5-year period.

Actuarial Methods and Assumptions: The total pension liability for the Plan was determined by applying update procedures to a financial reporting actuarial valuation as of June 30, 2017, and rolling forward the total pension liability to June 30, 2018. The financial reporting actuarial valuation as of June 30, 2017, used the following actuarial methods and assumptions, applied to all prior periods included in the measurement:

Valuation Date	June 30, 2017
Experience Study	June 30, 1997 through June 30, 2015
Actuarial Cost Method	Entry age normal
Investment Rate of Return	7.15%
Consumer Price Inflation	2.50%
Wage Growth	Varies by entry age and service
Post-retirement Benefit Increases	Contract COLA up to 2.00% until Purchasing Power Protection Allowance Floor on Purchasing Power applies 2.50% thereafter

The mortality table used was developed based on CalPERS specific data. The table include 15 years of mortality improvements using Society of Actuaries 90% of scale MP 2016. For more details on this table, please refer to the 2017 experience study report.

All other actuarial assumptions used in the June 30, 2017 valuation were based on the results of an actuarial experience study for the period from 1997 to 2015, including updates to salary increase, mortality and retirement rates. Further details of the Experience Study can be found at CalPERS’ website.

---

(Continued)

ELK GROVE UNIFIED SCHOOL DISTRICT  
 NOTES TO FINANCIAL STATEMENTS  
 June 30, 2019

**NOTE 9 – NET PENSION LIABILITY – PUBLIC EMPLOYER’S RETIREMENT FUND B (Continued)**

The table below reflects long-term expected real rate of return by asset class. The rate of return was calculated using the capital market assumptions applied to determine the discount rate and asset allocation.

<u>Asset Class</u>	<u>Long-Term* Assumed Asset Allocation</u>	<u>Expected Real Rate of Return Years 1-10 (1)</u>	<u>Expected Real Rate of Return Years 11+</u>
Global Equity	50%	4.80%	5.98%
Fixed Income	28	1.00	2.62
Inflation Assets	-	0.77	1.81
Private Equity	8	6.30	7.23
Real Estate	13	3.75	4.93
Liquidity	1	-	(0.92)

\* 10-year geometric average

- (1) An expected inflation rate of 2.00% used for this period
- (2) An expected inflation rate of 2.92% used for this period

Discount Rate: The discount rate used to measure the total pension liability was 7.15 percent. A projection of the expected benefit payments and contributions was performed to determine if assets would run out. The test revealed the assets would not run out. Therefore the long-term expected rate of return on pension plan investments was applied to all periods of projected benefit payments to determine the total pension liability for the Plan. The results of the crossover testing for the Plan are presented in a detailed report that can be obtained at CalPERS’ website.

The long-term expected rate of return on pension plan investments was determined using a building-block method in which best-estimate ranges of expected future real rates of return (expected returns, net of pension plan investment expense and inflation) are developed for each major asset class.

In determining the long-term expected rate of return, CalPERS took into account both short-term and long-term market return expectations as well as the expected cash flows of the Plan. Such cash flows were developed assuming that both members and employers will make their required contributions on time and as scheduled in all future years. Using historical returns of all the Plan’s asset classes, expected compound (geometric) returns were calculated over the short-term (first 10 years) and the long-term (11-60 years) using a building-block approach. Using the expected nominal returns for both short-term and long-term, the present value of benefits was calculated. The expected rate of return was set by calculating the rounded single equivalent expected return that arrived at the same present value of benefits for cash flows as the one calculated using both short-term and long-term returns. The expected rate of return was then set equivalent to the single equivalent rate calculated above and adjusted to account for assumed administrative expenses.

(Continued)



ELK GROVE UNIFIED SCHOOL DISTRICT  
 NOTES TO FINANCIAL STATEMENTS  
 June 30, 2019

**NOTE 9 – NET PENSION LIABILITY – PUBLIC EMPLOYER’S RETIREMENT FUND B** (Continued)

Sensitivity of the District’s Proportionate Share of the Net Pension Liability to Changes in the Discount Rate: The following presents the District’s proportionate share of the net pension liability calculated using the discount rate of 7.15 percent, as well as what the District’s proportionate share of the net pension liability would be if it were calculated using a discount rate that is 1-percentage-point lower (6.15 percent) or 1-percentage-point higher (8.15 percent) than the current rate:

	1% Decrease <u>(6.15%)</u>	Current Discount Rate <u>(7.15%)</u>	1% Increase <u>(8.15%)</u>
District’s proportionate share of the net pension liability	<u>\$ 283,532,000</u>	<u>\$ 194,740,000</u>	<u>\$ 121,074,000</u>

Pension Plan Fiduciary Net Position: Detailed information about the pension plan’s fiduciary net position is available in the separately issued CalPERS financial report.

**NOTE 10 - OTHER POSTEMPLOYMENT BENEFITS**

Plan Description: In addition to the pension benefits described in Notes 8 and 9, the District provides post-employment health care benefits under a single employer defined benefit OPEB plan to all District employees who retired from the District prior to July 1, 2000 with ten years of service, and who immediately entered retirement status. The plan does not issue separate financial statements.

The District’s Governing Board has the authority to establish or amend the benefit terms offered by the Plan. The District’s Governing Board also retains the authority to establish the requirements for paying the Plan benefits as they come due. As of June 30, 2019 the District has not accumulated assets in a qualified trust for the purpose of paying the benefits related to the District’s Total OPEB Liability.

Employees Covered by Benefit Terms: The following is a table of plan participants at June 30, 2019:

	<u>Number of Participants</u>
Inactive plan members, covered spouses, or beneficiaries currently receiving benefits	281

Benefits Provided: The benefits provided are the same as those provided for active employees. Spouses and dependents of eligible retirees are also eligible for medical coverage. All salaried employees of the District are eligible to receive postemployment health care benefits. Hourly employees (i.e. non-salaried with variable work hours) are not eligible to receive postemployment health care benefits.

Contributions: California Government Code specifies that the District’s contribution requirements for covered employees are established and may be amended by the Governing Board. The District will pay the full premium of the lessor of the plans offered for the retiree or retiree and spouse.

Contributions to the Plan from the District were \$1,197,913 for the year ended June 30, 2019. Employees are not required to contribute to the OPEB plan.

*Total OPEB Liability*

The District’s total OPEB liability was measured as of June 30, 2018.

(Continued)

ELK GROVE UNIFIED SCHOOL DISTRICT  
NOTES TO FINANCIAL STATEMENTS  
June 30, 2019

---

**NOTE 10 - OTHER POSTEMPLOYMENT BENEFITS (Continued)**

Actuarial Assumptions: The total OPEB liability in the June 30, 2017 actuarial valuation was determined using the following actuarial assumptions, applied to all periods included in the measurement, unless otherwise specified:

<u>Valuation Date</u>	June 30, 2017
<u>Fiscal Year End</u>	June 30
<u>Actuarial Value of Assets</u>	Market Value
<u>Mortality Rate</u>	PERS - 2014 California PERS experience study. STRS - 2009 experience study.
<u>Discount Rate</u>	3.8%. Based on the June 30, 2018 Bond Buyer 20-Bond Index, as published by the Federal Reserve.
<u>Assumed Investment Return</u>	Not applicable since the plan is unfunded.
<u>Retirement Rate</u>	No assumption due to lack of future retirees.
<u>Inflation Rate</u>	2.75% per year
<u>Salary Increases</u>	No assumption due to lack of future retirees.
<u>Administrative Expenses</u>	None.
<u>Dependent Coverage</u>	Current retirees are valued based on elected coverage.
<u>Health Plan Participation</u>	No assumption due to lack of future retirees.
<u>Medicare Coverage</u>	All participating retirees and spouses will qualify for Medicare coverage and enroll in Parts A and B upon age 65.
<u>Health Care Inflation</u>	4.00% per year
<u>Termination Rate</u>	No assumption due to lack of future retirees.
<u>Disability Rate</u>	None.
<u>Medical Aging Factors</u>	None.
<u>Health Claims</u>	None.
<u>Funding Method</u>	Entry Age Cost Method (Level Percentage of Pay).

---

(Continued)

ELK GROVE UNIFIED SCHOOL DISTRICT  
NOTES TO FINANCIAL STATEMENTS  
June 30, 2019

**NOTE 10 - OTHER POSTEMPLOYMENT BENEFITS (Continued)**

*Changes in Total OPEB Liability*

	<u>Total OPEB Liability</u>
Balance at June 30, 2018	\$ <u>13,836,054</u>
Changes for the year:	
Service cost	-
Interest	503,010
Changes of benefit terms	-
Differences between actual and expected experience	-
Changes in assumptions	(314,780)
Benefit payments	(1,197,913)
Administrative expenses	<u>-</u>
Net change	<u>(1,009,683)</u>
Balance, June 30, 2019	<u>\$ 12,826,371</u>

There were no changes between the measurement date and the year ended June 30, 2019 which had a significant effect on the District's Total OPEB Liability.

Sensitivity of the Total OPEB Liability to Changes in the Discount Rate: The following presents the Total OPEB Liability of the District, as well as what the District's Total OPEB Liability would be if it were calculated using a discount rate that is one percentage-point lower or one percentage-point higher than the current discount rate:

	1% Decrease <u>(2.8%)</u>	Current Discount Rate <u>(3.8%)</u>	1% Increase <u>(4.8%)</u>
Total OPEB liability	<u>\$ 13,823,100</u>	<u>\$ 12,826,371</u>	<u>\$ 11,941,768</u>

Sensitivity of the Total OPEB Liability to Changes in the Healthcare Cost Trend Rates: The following presents the Total OPEB Liability of the District, as well as what the District's Total OPEB Liability would be if it were calculated using healthcare cost trend rates that are one percentage-point lower or one percentage-point higher than the current healthcare cost trend rates:

	1% Decrease <u>(3.0%)</u>	Healthcare Cost Trend Rates Rate <u>(4.0%)</u>	1% Increase <u>(5.0%)</u>
Total OPEB Liability	<u>\$ 11,814,931</u>	<u>\$ 12,826,371</u>	<u>\$ 13,949,247</u>

(Continued)

ELK GROVE UNIFIED SCHOOL DISTRICT  
NOTES TO FINANCIAL STATEMENTS  
June 30, 2019

---

**NOTE 10 - OTHER POSTEMPLOYMENT BENEFITS (Continued)**

For the year ended June 30, 2019, the District recognized OPEB expense of \$1,009,683.

\$1,110,165 reported as deferred outflows of resources related to benefits paid subsequent to the measurement date will be recognized as a reduction of the total OPEB liability in the year ended June 30, 2020.

**NOTE 11 - ELK GROVE BENEFITS EMPLOYEE RETIREMENT TRUST**

Trust Description: Elk Grove Benefits Employee Retirement Trust (EGBERT) was established February 20, 1996 as an irrevocable trust pursuant to an agreement by and between the Elk Grove Education Association, the American Federation of State, County and Municipal Employees, the Amalgamated Transit Union, the Psychologists and Social Workers Association and Elk Grove Unified School District. EGBERT was established to provide health and welfare benefits as defined in Sections 3543.2 and 53200 of the Government Code through a Health and Welfare Plan (Plan) for the retired eligible employees of the District and their eligible dependents on an insured or self-funded basis through a trust qualified as non-profit under Section 501(c)(9) of the Internal Revenue Code as a Voluntary Employees' Beneficiary Association.

Participation in EGBERT is limited to District employees and District board members who qualify pursuant to appropriate board policies, and their respective dependents. Additionally, District employees who are not subject to the terms of a collective bargaining agreement, but who otherwise qualify for retirement health benefits pursuant to District policy, can participate in EGBERT.

Health care benefits consist of medical, dental and vision insurance coverage. Under the current agreement, EGBERT will provide lifetime health care benefits for qualified retired employees of the District who retire on or after July 1, 2000.

The District does not retain any obligation for benefits in the event of the trust insolvency. The District contributed \$10,949,549 to EGBERT for the year ended June 30, 2019.

**NOTE 12 - JOINT POWERS AGREEMENTS**

Schools Insurance Authority: The District is a member with other school districts of a Joint Powers Agreement, Schools Insurance Authority, for the operation of a common risk management and insurance program for property and liability coverage. Settled claims resulting from these risks have not exceeded commercial insurance coverage in any of the past three fiscal years. There have been no significant reductions in insurance coverage in the prior year.

---

(Continued)

ELK GROVE UNIFIED SCHOOL DISTRICT  
NOTES TO FINANCIAL STATEMENTS  
June 30, 2019

---

**NOTE 12 - JOINT POWERS AGREEMENTS (Continued)**

The following is a summary of financial information of Schools Insurance Authority at June 30, 2018 (the latest information available):

Total assets	\$ 156,099,265
Total deferred outflows	\$ 2,183,259
Total liabilities	\$ 78,395,474
Total deferred inflows	\$ 438,183
Total net position	\$ 79,448,867
Total revenues	\$ 65,282,138
Total expenses	\$ 59,716,101
Change in net position	\$ 5,566,037

The relationship between the District and the Joint Powers Authority is such that the Joint Powers Authority is not a component unit of the District for financial reporting purposes.

**NOTE 13 - ELK GROVE UNIFIED SCHOOL DISTRICT COMMUNITY FACILITIES DISTRICT NO. 1**

At an election held April 28, 1987 pursuant to the Mello-Roos Community Facilities act of 1982 of the California Government Code, registered voters within the boundaries of the District authorized the issuance of \$70,000,000 principal amount of special tax bonds ("the Bonds") to finance certain elementary and secondary school facilities, including classroom and related buildings, student transportation equipment, and student support facilities, and also approved a maximum rate and method of apportionment of a special tax to pay for the principal and interest on the Bonds. At a subsequent election held on March 10, 1998, registered voters within the boundaries of the District authorized the issuance of an additional \$205,000,000 principal amount of special tax bonds for the same purposes, and approved a maximum tax rate and method of apportionment of a special tax to pay for the principal and interest on bonds issued (see Note 6).

The County of Sacramento acts as agent for the District in collecting taxes, which are forwarded to the District for debt service and included in the County's agency funds with a corresponding liability recognized for the amounts due to the Facilities District bondholders. Construction projects are recorded in the District's capital project funds.

**NOTE 14 - CONTINGENCIES**

The District is subject to legal proceedings and claims which arise in the ordinary course of business. In the opinion of management, the amount of ultimate liability with respect to these actions will not materially affect the financial position or results of operations of the District.

Also, the District has received federal and state funds for specific purposes that are subject to review or audit by the grantor agencies. Although such audits could generate expenditure disallowances under terms of the grants, it is believed that any required reimbursements will not be material.

**REQUIRED SUPPLEMENTARY INFORMATION**

ELK GROVE UNIFIED SCHOOL DISTRICT  
GENERAL FUND  
BUDGETARY COMPARISON SCHEDULE  
For the Year Ended June 30, 2019

	Budget		Actual	Variance Favorable (Unfavorable)
	Original	Final		
<b>Revenues:</b>				
Local control funding formula:				
State apportionment	\$ 376,017,907	\$ 357,471,786	\$ 447,949,364	\$ 90,477,578
Local sources	<u>186,470,501</u>	<u>210,890,554</u>	<u>122,822,039</u>	<u>(88,068,515)</u>
Total local control funding formula	<u>562,488,408</u>	<u>568,362,340</u>	<u>570,771,403</u>	<u>2,409,063</u>
Federal sources	35,453,132	41,544,524	37,237,656	(4,306,868)
Other state sources	103,219,253	105,518,937	135,659,294	30,140,357
Other local sources	<u>5,009,582</u>	<u>10,854,377</u>	<u>8,922,743</u>	<u>(1,931,634)</u>
Total revenues	<u>706,170,375</u>	<u>726,280,178</u>	<u>752,591,096</u>	<u>26,310,918</u>
<b>Expenditures:</b>				
Current:				
Certificated salaries	323,817,718	327,417,649	328,573,372	(1,155,723)
Classified salaries	94,817,646	102,981,936	100,541,258	2,440,678
Employee benefits	198,672,003	201,399,647	218,843,048	(17,443,401)
Books and supplies	30,957,146	40,447,561	23,759,581	16,687,980
Contract services and operating expenditures	49,658,897	56,670,627	64,894,387	(8,223,760)
Other outgo	1,576,550	1,963,070	3,170,717	(1,207,647)
Capital outlay	986,115	8,580,343	5,993,992	2,586,351
Debt service:				
Principal retirement	500,000	500,000	417,998	82,002
Interest	<u>-</u>	<u>-</u>	<u>81,113</u>	<u>(81,113)</u>
Total expenditures	<u>700,986,075</u>	<u>739,960,833</u>	<u>746,275,466</u>	<u>(6,314,633)</u>
Excess (deficiency) of revenues over (under) expenditures	<u>5,184,300</u>	<u>(13,680,655)</u>	<u>6,315,630</u>	<u>19,996,285</u>
<b>Other financing sources (uses):</b>				
Transfers in	-	-	1,933,007	1,933,007
Transfers out	<u>(606,680)</u>	<u>(606,680)</u>	<u>(618,246)</u>	<u>(11,566)</u>
Total other financing sources (uses)	<u>(606,680)</u>	<u>(606,680)</u>	<u>1,314,761</u>	<u>1,921,441</u>
Net change in fund balance	4,577,620	(14,287,335)	7,630,391	21,917,726
Fund balance, July 1, 2018	<u>115,099,030</u>	<u>115,099,030</u>	<u>115,099,030</u>	<u>-</u>
Fund balance, June 30, 2019	<u>\$ 119,676,650</u>	<u>\$ 100,811,695</u>	<u>\$ 122,729,421</u>	<u>\$ 21,917,726</u>

See accompanying note to required supplementary information.

ELK GROVE UNIFIED SCHOOL DISTRICT  
 SCHEDULE OF CHANGES IN THE DISTRICT'S TOTAL  
 OTHER POSTEMPLOYMENT BENEFITS (OPEB) LIABILITY  
 For the Year Ended June 30, 2019

Last 10 Fiscal Years

	<u>2018</u>	<u>2019</u>
Total OPEB Liability		
Service Cost	\$ -	\$ -
Interest	487,361	503,010
Change in assumptions	-	(314,780)
Benefit Payments	<u>(1,151,839)</u>	<u>(1,197,913)</u>
Net change in total OPEB liability	(664,478)	(1,009,683)
Total OPEB liability - beginning of year	<u>14,500,532</u>	<u>13,836,054</u>
Total OPEB liability - end of year	<u>\$ 13,836,054</u>	<u>\$ 12,826,371</u>
Covered employee payroll	N/A*	N/A*
Total OPEB liability as a percentage of covered-employee payroll	N/A*	N/A*

\* The District's plan is closed and only retirees are receiving benefits, therefore no covered payroll.

This is a 10 year schedule, however the information in this schedule is not required to be presented retrospectively. The amounts presented for each fiscal year were determined as of the yearend that occurred one year prior. All years prior to 2018 are not available.



ELK GROVE UNIFIED SCHOOL DISTRICT  
 SCHEDULE OF THE DISTRICT'S PROPORTIONATE  
 SHARE OF THE NET PENSION LIABILITY  
 For the Year Ended June 30, 2019

	State Teachers' Retirement Plan Last 10 Fiscal Years				
	<u>2015</u>	<u>2016</u>	<u>2017</u>	<u>2018</u>	<u>2019</u>
District's proportion of the net pension liability	0.575%	0.575%	0.571%	0.561%	0.565%
District's proportionate share of the net pension liability	\$335,739,000	\$387,022,000	\$462,169,000	\$518,709,000	\$519,668,000
State's proportionate share of the net pension liability associated with the District	<u>202,735,000</u>	<u>204,691,000</u>	<u>263,129,000</u>	<u>306,866,000</u>	<u>297,535,000</u>
Total net pension liability	<u>\$538,474,000</u>	<u>\$591,713,000</u>	<u>\$725,298,000</u>	<u>\$825,575,000</u>	<u>\$817,203,000</u>
District's covered payroll	\$255,898,000	\$266,821,000	\$284,779,000	\$296,958,000	\$302,077,000
District's proportionate share of the net pension liability as a percentage of its covered payroll	131.20%	145.05%	162.29%	174.67%	172.03%
Plan fiduciary net position as a percentage of the total pension liability	76.52%	74.02%	70.04%	69.46%	70.99%

The amounts presented for each fiscal year were determined as of the year-end that occurred one year prior.

All years prior to 2015 are not available.

(Continued)

ELK GROVE UNIFIED SCHOOL DISTRICT  
 SCHEDULE OF THE DISTRICT'S PROPORTIONATE  
 SHARE OF THE NET PENSION LIABILITY  
 For the Year Ended June 30, 2019

---

	Public Employer's Retirement Fund B Last 10 Fiscal Years				
	<u>2015</u>	<u>2016</u>	<u>2017</u>	<u>2018</u>	<u>2019</u>
District's proportion of the net pension liability	0.694%	0.712%	0.710%	0.724%	0.730%
District's proportionate share of the net pension liability	\$ 78,836,000	\$ 104,902,000	\$ 140,149,000	\$ 172,893,000	\$ 194,740,000
District's covered payroll	\$ 72,899,000	\$ 78,790,000	\$ 85,132,000	\$ 92,198,000	\$ 97,719,000
District's proportionate share of the net pension liability as a percentage of its covered payroll	108.14%	133.14%	164.63%	187.52%	199.29%
Plan fiduciary net position as a percentage of the total pension liability	83.38%	79.43%	73.89%	71.87%	70.85%

The amounts presented for each fiscal year were determined as of the year-end that occurred one year prior.

All years prior to 2015 are not available.

---

See accompanying note to required supplementary information.

ELK GROVE UNIFIED SCHOOL DISTRICT  
 SCHEDULE OF THE DISTRICT'S CONTRIBUTIONS  
 For the Year Ended June 30, 2019

---

State Teachers' Retirement Plan  
 Last 10 Fiscal Years

	<u>2015</u>	<u>2016</u>	<u>2017</u>	<u>2018</u>	<u>2019</u>
Contractually required contribution	\$ 23,693,748	\$ 30,556,787	\$ 37,357,344	\$ 43,589,645	\$ 51,091,114
Contributions in relation to the contractually required contribution	<u>(23,693,748)</u>	<u>(30,556,787)</u>	<u>(37,357,344)</u>	<u>(43,589,645)</u>	<u>(51,091,114)</u>
Contribution deficiency (excess)	<u>\$ -</u>	<u>\$ -</u>	<u>\$ -</u>	<u>\$ -</u>	<u>\$ -</u>
District's covered payroll	\$266,821,000	\$284,779,000	\$296,958,000	\$302,077,000	\$313,827,000
Contributions as a percentage of covered payroll	8.88%	10.73%	12.58%	14.43%	16.28%

All years prior to 2015 are not available.

---

(Continued)

ELK GROVE UNIFIED SCHOOL DISTRICT  
 SCHEDULE OF THE DISTRICT'S CONTRIBUTIONS  
 For the Year Ended June 30, 2019

Public Employer's Retirement Fund B  
 Last 10 Fiscal Years

	<u>2015</u>	<u>2016</u>	<u>2017</u>	<u>2018</u>	<u>2019</u>
Contractually required contribution \$	9,274,354	\$ 10,085,627	\$ 12,804,434	\$ 15,176,778	\$ 18,625,808
Contributions in relation to the contractually required contribution	<u>(9,274,354)</u>	<u>(10,085,627)</u>	<u>(12,804,434)</u>	<u>(15,176,778)</u>	<u>(18,625,808)</u>
Contribution deficiency (excess)	<u>\$ -</u>	<u>\$ -</u>	<u>\$ -</u>	<u>\$ -</u>	<u>\$ -</u>
District's covered payroll	\$ 78,790,000	\$ 85,132,000	\$ 92,198,000	\$ 97,719,000	\$103,122,000
Contributions as a percentage of covered payroll	11.77%	11.85%	13.89%	15.53%	18.06%

All years prior to 2015 are not available.

See accompanying note to required supplementary information.

ELK GROVE UNIFIED SCHOOL DISTRICT  
NOTE TO REQUIRED SUPPLEMENTARY INFORMATION  
June 30, 2019

---

**NOTE 1 - PURPOSE OF SCHEDULES**

A - Budgetary Comparison Schedule

The District employs budget control by object codes and by individual appropriation accounts. Budgets are prepared on the modified accrual basis of accounting in accordance with accounting principles generally accepted in the United States of America as prescribed by the Governmental Accounting Standards Board. The budgets are revised during the year by the Board of Education to provide for revised priorities. Expenditures cannot legally exceed appropriations by major object code. The originally adopted and final revised budgets for the General Fund are presented as Required Supplementary Information. The basis of budgeting is the same as GAAP.

B - Schedule of Changes in Total Other Postemployment Benefits (OPEB) Liability

The Schedule of Changes in Total OPEB Liability is presented to illustrate the elements of the District's Total OPEB Liability. There is a requirement to show information for 10 years. However, until a full 10-year trend is compiled, governments should present information for those years for which information is available. The District has not accumulated assets in a qualified trust for the purpose of paying the benefits related to the District's Total OPEB Liability.

C - Schedule of the District's Proportionate Share of the Net Pension Liability

The Schedule of the District's Proportionate Share of the Net Pension Liability is presented to illustrate the elements of the District's Net Pension Liability. There is a requirement to show information for 10 years. However, until a full 10-year trend is compiled, governments should present information for those years for which information is available.

D - Schedule of the District's Contributions

The Schedule of the District's Contributions is presented to illustrate the District's required contributions relating to the pensions. There is a requirement to show information for 10 years. However, until a full 10-year trend is compiled, governments should present information for those years for which information is available.

E - Changes of benefit terms

There are no changes in benefit terms reported in the Required Supplementary Information.

F - Changes of Assumptions

The discount rate for Public Employer's Retirement Fund B (PERF B) was 7.50, 7.65, 7.65, 7.15 and 7.15 percent in the June 30, 2013, 2014, 2015, 2016 and 2017 actuarial reports, respectively.

The following are the assumptions for State Teachers' Retirement Plan:

<u>Assumption</u>	<u>As of June 30, 2018</u>	<u>As of June 30, 2017</u>	<u>As of June 30, 2016</u>	<u>As of June 30, 2015</u>
Consumer price inflation	2.75%	2.75%	3.00%	3.00%
Investment rate of return	7.10%	7.10%	7.60%	7.60%
Wage growth	3.50%	3.50%	3.75%	3.75%

**SUPPLEMENTARY INFORMATION**

ELK GROVE UNIFIED SCHOOL DISTRICT  
 COMBINING BALANCE SHEET  
 ALL NON-MAJOR FUNDS  
 June 30, 2019

	Charter Schools Fund	Adult Education Fund	Child Develop- ment Fund	Cafeteria Fund	Deferred Maintenance Fund	Capital Facilities Fund	State School Facilities Fund	Special Reserve for Capital Outlay Fund	Capital Projects Fund	Bond Interest Redemption Fund	Mello-Roos Administrative Fund	Total
<b>ASSETS</b>												
Cash in County Treasury	\$ 4,250,002	\$ 1,362,979	\$ 6,491	\$ 1,079,600	\$ 274,152	\$ 38,807,477	\$ 34,622,686	\$ 8,701,103	\$ 7,139,646	\$ 12,265,892	\$ 6,352,462	\$ 114,862,490
Cash with Fiscal Agent	-	-	-	-	-	-	-	-	808,125	700,047	15,031,298	16,539,470
Cash on hand and in banks	-	36,421	-	46,352	-	-	-	-	-	-	-	82,773
Cash in revolving fund	-	-	-	11,442	-	-	-	-	-	-	-	11,442
Cash awaiting deposit	-	96	-	10,294	-	766,510	-	-	23	-	-	776,923
Receivables	39,287	1,270,305	985,100	5,132,202	3,089	188,741	864	71,951	91,918	82,917	-	7,866,374
Prepaid expenditures	-	5,483	2,620	-	-	-	-	-	2,061	-	-	10,164
Due from other funds	60,725	444,649	184,892	445,277	-	-	54	17,963	17	-	-	1,153,577
Stores inventory	-	-	-	1,041,118	-	-	-	-	-	-	-	1,041,118
<b>Total assets</b>	<b>\$ 4,350,014</b>	<b>\$ 3,119,933</b>	<b>\$ 1,179,103</b>	<b>\$ 7,766,285</b>	<b>\$ 277,241</b>	<b>\$ 39,762,728</b>	<b>\$ 34,623,604</b>	<b>\$ 8,791,017</b>	<b>\$ 8,041,790</b>	<b>\$ 13,048,856</b>	<b>\$ 21,383,760</b>	<b>\$ 142,344,331</b>
<b>LIABILITIES AND FUND BALANCES</b>												
Liabilities:												
Accounts payable	\$ 85,015	\$ 181,047	\$ 228,841	\$ 577,985	\$ -	\$ -	\$ 1,950,388	\$ 1,188,637	\$ 233,806	\$ -	\$ -	\$ 4,445,719
Unearned revenue	61,925	5,000	141,489	4,053	-	-	-	-	-	-	-	212,467
Due to other funds	52,473	196,168	397,980	1,349,568	-	54	900	-	12,012	-	-	2,009,155
<b>Total liabilities</b>	<b>199,413</b>	<b>382,215</b>	<b>768,310</b>	<b>1,931,606</b>	<b>-</b>	<b>54</b>	<b>1,951,288</b>	<b>1,188,637</b>	<b>245,818</b>	<b>-</b>	<b>-</b>	<b>6,667,341</b>
Fund balances:												
Nonspendable	-	5,483	2,620	1,052,560	-	-	-	-	2,061	-	-	1,062,724
Restricted	4,150,601	2,732,235	408,173	4,782,119	277,241	39,762,674	32,672,316	7,602,380	7,793,911	13,048,856	21,383,760	134,614,266
<b>Total fund balances</b>	<b>4,150,601</b>	<b>2,737,718</b>	<b>410,793</b>	<b>5,834,679</b>	<b>277,241</b>	<b>39,762,674</b>	<b>32,672,316</b>	<b>7,602,380</b>	<b>7,795,972</b>	<b>13,048,856</b>	<b>21,383,760</b>	<b>135,676,990</b>
<b>Total liabilities and fund balances</b>	<b>\$ 4,350,014</b>	<b>\$ 3,119,933</b>	<b>\$ 1,179,103</b>	<b>\$ 7,766,285</b>	<b>\$ 277,241</b>	<b>\$ 39,762,728</b>	<b>\$ 34,623,604</b>	<b>\$ 8,791,017</b>	<b>\$ 8,041,790</b>	<b>\$ 13,048,856</b>	<b>\$ 21,383,760</b>	<b>\$ 142,344,331</b>

ELK GROVE UNIFIED SCHOOL DISTRICT  
 COMBINING STATEMENT OF REVENUES, EXPENDITURES AND CHANGE IN FUND BALANCES  
 ALL NON-MAJOR FUNDS  
 For the Year Ended June 30, 2019

	Charter Schools Fund	Adult Education Fund	Child Develop- ment Fund	Cafeteria Fund	Deferred Maintenance Fund	Capital Facilities Fund	State School Facilities Fund	Special Reserve for Capital Outlay Fund	Capital Projects Fund	Bond Interest Redemption Fund	Mello-Roos Administrative Fund	Total
<b>Revenues:</b>												
Local control funding formula	\$ 2,199,433	\$ 388,765	\$ -	\$ -	\$ -	\$ -	\$ -	\$ -	\$ -	\$ -	\$ -	\$ 2,588,198
Federal sources	-	1,649,482	3,793,541	19,177,922	-	-	-	-	-	-	-	24,620,945
Other state sources	349,763	2,806,227	2,802,754	1,921,245	-	14,949	54	-	81,332	126,359	-	8,102,683
Other local sources	<u>70,893</u>	<u>917,072</u>	<u>460,326</u>	<u>4,566,131</u>	<u>6,066</u>	<u>20,000,291</u>	<u>143,880</u>	<u>124,749</u>	<u>272,456</u>	<u>13,279,194</u>	<u>17,380,016</u>	<u>57,221,074</u>
<b>Total revenues</b>	<u>2,620,089</u>	<u>5,761,546</u>	<u>7,056,621</u>	<u>25,665,298</u>	<u>6,066</u>	<u>20,015,240</u>	<u>143,934</u>	<u>124,749</u>	<u>353,788</u>	<u>13,405,553</u>	<u>17,380,016</u>	<u>92,532,900</u>
<b>Expenditures:</b>												
<b>Current:</b>												
Certificated salaries	1,290,176	1,863,191	2,098,345	-	-	-	-	-	-	-	-	5,251,712
Classified salaries	218,683	1,233,768	1,315,448	8,745,988	-	233,484	-	-	1,299,719	-	-	13,047,090
Employee benefits	715,339	1,508,865	1,790,596	4,581,517	-	125,944	-	-	624,055	-	-	9,346,316
Books and supplies	83,639	280,384	244,128	10,988,939	-	14,928	-	-	42,014	-	-	11,654,032
Contract services and operating expenditures	99,725	444,191	1,245,770	921,531	20,400	91,983	900	5,892	593,693	-	-	3,424,085
Other outgo	-	90,812	-	-	-	-	-	-	-	-	-	90,812
Capital outlay	71,340	-	63,032	50,807	54,360	-	4,036,850	2,509,380	2,168,253	-	-	8,954,022
<b>Debt service:</b>												
Principal retirement	-	-	-	-	-	-	-	-	-	10,100,000	3,848,127	13,948,127
Interest	-	-	-	-	-	-	-	-	-	3,064,081	9,394,665	12,458,746
<b>Total expenditures</b>	<u>2,478,902</u>	<u>5,421,211</u>	<u>6,757,319</u>	<u>25,288,782</u>	<u>74,760</u>	<u>466,339</u>	<u>4,037,750</u>	<u>2,515,272</u>	<u>4,727,734</u>	<u>13,164,081</u>	<u>13,242,792</u>	<u>78,174,942</u>
<b>Excess (deficiency) of revenues over (under) expenditures</b>	<u>141,187</u>	<u>340,335</u>	<u>299,302</u>	<u>376,516</u>	<u>(68,694)</u>	<u>19,548,901</u>	<u>(3,893,816)</u>	<u>(2,390,523)</u>	<u>(4,373,946)</u>	<u>241,472</u>	<u>4,137,224</u>	<u>14,357,958</u>
<b>Other financing sources (uses):</b>												
Proceeds from capital lease	-	-	-	-	-	-	-	-	12,612,000	-	-	12,612,000
Premium on sale of bonds	-	-	-	-	-	-	-	-	-	700,041	-	700,041
Transfers in	-	-	183,494	434,752	-	2,614	34,132,427	17,963	2,387,647	-	4,416,355	41,575,252
Transfers out	<u>(48,984)</u>	<u>(208,761)</u>	<u>(339,036)</u>	<u>(1,336,226)</u>	<u>-</u>	<u>(11,625,000)</u>	<u>(2,614)</u>	<u>-</u>	<u>(17,923,782)</u>	<u>-</u>	<u>(2,387,647)</u>	<u>(33,872,050)</u>
<b>Total other financing sources (uses)</b>	<u>(48,984)</u>	<u>(208,761)</u>	<u>(155,542)</u>	<u>(901,474)</u>	<u>-</u>	<u>(11,622,386)</u>	<u>34,129,813</u>	<u>17,963</u>	<u>(2,924,135)</u>	<u>700,041</u>	<u>2,028,708</u>	<u>21,015,243</u>
<b>Net change in fund balances</b>	92,203	131,574	143,760	(524,958)	(68,694)	7,926,515	30,235,997	(2,372,560)	(7,298,081)	941,513	6,165,932	35,373,201
<b>Fund balances, July 1, 2018</b>	<u>4,058,398</u>	<u>2,606,144</u>	<u>267,033</u>	<u>6,359,637</u>	<u>345,935</u>	<u>31,836,159</u>	<u>2,436,319</u>	<u>9,974,940</u>	<u>15,094,053</u>	<u>12,107,343</u>	<u>15,217,828</u>	<u>100,303,789</u>
<b>Fund balances, June 30, 2019</b>	<u>\$ 4,150,601</u>	<u>\$ 2,737,718</u>	<u>\$ 410,793</u>	<u>\$ 5,834,679</u>	<u>\$ 277,241</u>	<u>\$ 39,762,674</u>	<u>\$ 32,672,316</u>	<u>\$ 7,602,380</u>	<u>\$ 7,795,972</u>	<u>\$ 13,048,856</u>	<u>\$ 21,383,760</u>	<u>\$ 135,676,990</u>



ELK GROVE UNIFIED SCHOOL DISTRICT  
ORGANIZATION  
June 30, 2019

---

Elk Grove Unified School District was established in 1959 through the unification of smaller school districts. The District is a political subdivision of the State of California. The District covers 320 square miles within the City of Elk Grove, the City of Sacramento, the City of Rancho Cordova and unincorporated areas of Sacramento County. The District operates 40 elementary schools (grades K-6), nine middle schools (grades 7-8), nine comprehensive high schools (grades 9-12), three continuation high schools, one special education school, one adult school, one independent studies program, one charter school and one virtual school.

The Board of Education of Elk Grove Unified School District governs all activities related to public education within the jurisdiction of the District. The Board receives funding from local, State and federal government sources and must comply with the concomitant requirements of these funding source entities. Elk Grove Unified School District is governed by an elected seven member Board of Education. The board members represent seven geographic areas and are elected at large for four year terms and elections are held every two years. The Board has the decision making authority and is accountable for all fiscal matters relating to the District.

GOVERNING BOARD

<u>Name</u>	<u>Office</u>	<u>Term Expires</u>
Chet Madison, Sr.	President	November 2020
Beth Albiani	Clerk	November 2022
Carmine S. Forcina	Member	November 2020
Bobbie Singh-Allen	Member	November 2022
Dr. Crystal Martinez-Alire	Member	November 2022
Nancy Chaires Espinoza	Member	November 2020
Anthony "Tony" Perez	Member	November 2020

The Superintendent of the District is appointed by the Board and reports to the Board. The Superintendent is responsible for managing the District's day-to-day operations and supervising the work of other key District administrators. Key members of the District's staff are as follows:

ADMINISTRATION

Christopher R. Hoffman  
Superintendent

Mark Cerutti  
Deputy Superintendent, Education Services and Schools

Bindy Grewal, Ed. D.  
Assistant Superintendent, Elementary (Pre K-6) Education

David E. Reilly  
Associate Superintendent, Human Resources

Robert Pierce  
Deputy Superintendent, Business Services and Facilities

Shannon Hayes  
Chief Financial Officer

Craig Murray  
Assistant Superintendent, Secondary Education

ELK GROVE UNIFIED SCHOOL DISTRICT  
 SCHEDULE OF AVERAGE DAILY ATTENDANCE  
 For the Year Ended June 30, 2019

	<u>Second Period Report</u>	<u>Audited Second Period Report</u>	<u>Annual Report</u>
<b>DISTRICT</b>			
Certificate Number	BE8CA099	CF93E029	CD69BDF1
Elementary:			
Transitional Kindergarten through Third	17,425	17,394	17,447
Fourth through Sixth	13,872	13,866	13,864
Seventh and Eighth	9,847	9,845	9,822
Subtotal Elementary	41,144	41,105	41,133
Secondary:			
Ninth through Twelfth	19,040	19,021	18,889
Total District	60,184	60,126	60,022
<b>CHARTER SCHOOL</b>			
Certificate Number	C7832C71	92A270F5	143CBB3C
Charter School - Non Classroom-Based: Secondary Education	231	231	237

See accompanying notes to supplementary information.

ELK GROVE UNIFIED SCHOOL DISTRICT  
 SCHEDULE OF INSTRUCTIONAL TIME  
 For the Year Ended June 30, 2019

---

	Statutory Minutes Require- ment	2018-19 Actual Minutes	Number of Days Traditional Calendar	Number of Days Multitrack Calendar	<u>Status</u>
<b><u>GRADE LEVEL</u></b>					
<b><u>DISTRICT</u></b>					
Kindergarten	36,000	36,000	180	171	In Compliance
Grade 1	50,400	53,560	180	171	In Compliance
Grade 2	50,400	53,560	180	171	In Compliance
Grade 3	50,400	53,750	180	171	In Compliance
Grade 4	54,000	54,360	180	171	In Compliance
Grade 5	54,000	54,360	180	171	In Compliance
Grade 6	54,000	54,360	180	171	In Compliance
Grade 7	54,000	60,494	180	171	In Compliance
Grade 8	54,000	60,494	180	171	In Compliance
Grade 9	64,800	65,088	180	N/A	In Compliance
Grade 10	64,800	65,088	180	N/A	In Compliance
Grade 11	64,800	65,088	180	N/A	In Compliance
Grade 12	64,800	65,088	180	N/A	In Compliance

---

See accompanying notes to supplementary information.

ELK GROVE UNIFIED SCHOOL DISTRICT  
 SCHEDULE OF EXPENDITURE OF FEDERAL AWARDS  
 For the Year Ended June 30, 2019

Federal Catalog Number	Federal Grantor/Pass-Through Grantor/Program or Cluster Title	Pass-Through Entity Identifying Number	Federal Expend- itures
<u>U.S. Department of Education - Passed through California Department of Education</u>			
	Special Education IDEA Cluster:		
84.027A	Special Education: IDEA Mental Health Services, Part B, Section 611	14468	\$ 695,678
84.027	Special Education: Basic Local Assistance Entitlement, Part B, Section 611	13379	10,136,677
84.027	Special Education: IDEA Early Intervention, Part C	10119	731,348
84.173	Special Education: IDEA Preschool Grants, Part B, Section 619	13430	<u>209,657</u>
	Subtotal Special Education IDEA Cluster		<u>11,773,360</u>
	Adult Education Programs:		
84.002A	Adult Education: Adult Basic Education & ESL	14508	386,818
84.002	Adult Education: English Literacy & Civics Education	14109	121,562
84.002	Adult Education: Institutionalized Adults	13971	219,520
84.002	Adult Education: Adult Secondary Education	13978	<u>228,250</u>
	Subtotal Adult Education Programs		<u>956,150</u>
	Carl D. Perkins Career and Technical Education Programs:		
84.048	Carl D. Perkins Career and Technical Education, Post Secondary and Adult	15294	81,894
84.048	Carl D. Perkins Career and Technical Education, Adult, Section 132	14893	<u>428,521</u>
	Subtotal Carl D. Perkins Career and Technical Education Programs		<u>510,415</u>
	ESEA: Title II: Part A Programs:		
84.367	ESEA: Title II, Part A, Teacher Quality Local Grants	14341	3,258,296
84.367A	ESEA: Title II, Administrator Training	14344	<u>6,297</u>
	Subtotal ESEA: Part A Title II Programs		<u>3,264,593</u>
	ESEA: Title III Programs:		
84.365	ESEA: Title III, Immigrant Education	15146	76,857
84.365	ESEA: Title III, English Learner Student Program	14346	<u>1,279,054</u>
	Subtotal ESEA: Title III Programs		<u>1,355,911</u>

(Continued)

ELK GROVE UNIFIED SCHOOL DISTRICT  
 SCHEDULE OF EXPENDITURE OF FEDERAL AWARDS  
 For the Year Ended June 30, 2019

Federal Catalog Number	Federal Grantor/Pass-Through Grantor/Program or Cluster Title	Pass-Through Entity Identifying Number	Federal Expend- itures
<u>U.S. Department of Education - Passed through California Department of Education (Continued)</u>			
84.181	Special Education: IDEA Early Intervention Grants	23761	\$ 53,605
84.010	ESEA: Title I: Basic Grants Low-Income and Neglected	14329	15,611,340
84.287	ESEA: Title IV, Part B, 21st Century Community Learning Centers Program	14681	2,641,961
84.158	Department of Rehabilitation: Workability II, Transitions Partnership	10006	216,213
84.060	Indian Education	10011	63,432
84.334A	California State Gear Up Program	10088	19,947
84.305A	EDC - Career Academies Grant	*	34,987
84.196A	ESSA: Title I, Education for Homeless Youth McKinney Vento	14322	<u>75,000</u>
Total U.S. Department of Education			<u>36,576,914</u>
<u>U.S. Department of the Interior - Passed through California Department of Education</u>			
15.608	School Yard Habitat	*	<u>560</u>
<u>U.S. Department of Labor - Passed through California Department of Education</u>			
WIA Cluster:			
17.258	SETA: Refugee Support (ELL Workforce)	*	26,112
17.259	SETA: Training Center	*	248,730
17.259	SETA: ELL	*	66,538
17.259	SETA: One Stop, Out of School Services	*	<u>253,132</u>
Subtotal WIA Cluster			<u>594,512</u>
16.812	Sac County: Correctional Vocational Ed	*	<u>16,926</u>
Total U.S. Department of Labor			<u>611,438</u>
<u>U.S. Department of Health and Human Services - Passed through California Department of Education</u>			
Head Start Programs:			
93.600	Head Start - Basic	10016	3,385,461
93.600	Head Start - PA 20	10016	<u>3,179</u>
Subtotal Head Start Programs			<u>3,388,640</u>

(Continued)

ELK GROVE UNIFIED SCHOOL DISTRICT  
SCHEDULE OF EXPENDITURE OF FEDERAL AWARDS  
For the Year Ended June 30, 2019

<u>Federal Catalog Number</u>	<u>Federal Grantor/Pass-Through Grantor/Program or Cluster Title</u>	<u>Pass-Through Entity Identifying Number</u>	<u>Federal Expend- itures</u>
<u>U.S. Department of Health and Human Services - Passed through California Department of Education (Continued)</u>			
93.596	Child Development: Federal General (CCTR) and State Preschool (CSPP), Rs 5026, Family Child Care Home - CCDF Cluster	13609	\$ 404,901
93.778	Dept of Health Services (DHCS): Medi-Cal Billing Option - Medicaid Cluster	10013	1,493,479
93.243	Project Aware	*	158,807
93.674	Independent Living Program	*	<u>72,702</u>
Total U.S. Department of Health and Human Services			<u>5,518,529</u>
<u>U.S. Department of Agriculture - Passed through California Department of Education</u>			
10.555	Child Nutrition: School Programs - Child Nutrition Cluster	13390	17,294,071
10.558	Child Nutrition: CACFP Claims - Centers and Family Day Care	13393	1,728,232
10.582	Child Nutrition: Fresh Fruit and Vegetable Program	14968	<u>155,619</u>
Total U.S. Department of Agriculture			<u>19,177,922</u>
<u>U.S. Department of Homeland Security - Passed through California Department of Education</u>			
97.U01	Air Force ROTC	*	56,770
97.U02	NJROTC	*	8,179
Total U.S. Department of Homeland Security			<u>64,949</u>
Total Federal Programs			<u>\$ 61,950,312</u>

\* The District is unable to locate a pass-through number for this program.

See accompanying notes to supplementary information.

ELK GROVE UNIFIED SCHOOL DISTRICT  
RECONCILIATION OF UNAUDITED ACTUAL FINANCIAL REPORT  
WITH AUDITED FINANCIAL STATEMENTS  
For the Year Ended June 30, 2019

---

There were no audit adjustments proposed to any funds of the District.

---

See accompanying notes to supplementary information.

ELK GROVE UNIFIED SCHOOL DISTRICT  
 SCHEDULE OF FINANCIAL TRENDS AND ANALYSIS  
 For the Year Ended June 30, 2019  
 (UNAUDITED)

	(Budgeted) <u>2020</u>	<u>2019</u>	<u>2018</u>	<u>2017</u>
<u>General Fund</u>				
Revenues and other financing sources	\$ <u>720,870,177</u>	\$ <u>754,524,103</u>	\$ <u>679,697,949</u>	\$ <u>663,620,010</u>
Expenditures	731,323,932	746,275,466	677,599,954	656,369,339
Other uses and transfers out	<u>624,032</u>	<u>618,246</u>	<u>838,013</u>	<u>1,412,822</u>
Total outgo	<u>731,947,964</u>	<u>746,893,712</u>	<u>678,437,967</u>	<u>657,782,161</u>
Change in fund balance	<u>\$ (11,077,787)</u>	<u>\$ 7,630,391</u>	<u>\$ 1,259,982</u>	<u>\$ 5,837,849</u>
Ending fund balance	<u>\$ 111,651,634</u>	<u>\$ 122,729,421</u>	<u>\$ 115,099,030</u>	<u>\$ 113,839,048</u>
Available reserves	<u>\$ 14,900,000</u>	<u>\$ 14,900,000</u>	<u>\$ 14,000,000</u>	<u>\$ 13,855,000</u>
Designated for economic uncertainties	<u>\$ 14,900,000</u>	<u>\$ 14,900,000</u>	<u>\$ 14,000,000</u>	<u>\$ 13,855,000</u>
Undesignated fund balance	<u>\$ -</u>	<u>\$ -</u>	<u>\$ -</u>	<u>\$ -</u>
Available reserves as percentages of total outgo	<u>2.0%</u>	<u>2.0%</u>	<u>2.1%</u>	<u>2.1%</u>
<u>All Funds</u>				
Total long-term liabilities	<u>\$1,122,315,555</u>	<u>\$1,153,517,239</u>	<u>\$1,011,814,878</u>	<u>\$ 928,566,921</u>
Average daily attendance at P-2 (excluding Charter School)	<u>60.351</u>	<u>60.126</u>	<u>59.953</u>	<u>59.799</u>

The General Fund fund balance has increased by \$14,728,222 over the past three years. The fiscal year 2019-2020 budget, as originally adopted, projects a decrease of \$11,077,787. For a district this size (budgeted ADA in excess of 30,000), the state recommends available reserves of at least two percent of total General Fund expenditures, transfers out, and other uses (total outgo). The District has met this requirement.

The District has incurred operating surpluses over the past three years, and anticipates an operating deficit during the 2019-2020 fiscal year.

Total long-term liabilities have increased by \$224,950,318 over the past three years, as shown in Note 6 to the basic financial statements.

Average daily attendance has increased by 327 over the past three years. An increase of 225 ADA is projected for the 2019-2020 fiscal year.

See accompanying notes to supplementary information.



ELK GROVE UNIFIED SCHOOL DISTRICT  
SCHEDULE OF CHARTER SCHOOLS  
For the Year Ended June 30, 2019

---

<u>Charter Schools Chartered by District</u>	<u>Included in District Financial Statements, or Separate Report</u>
0027 - Elk Grove Charter School	Included as Charter Schools Fund
0777 - California Montessori Project - Elk Grove Campus	Separate Report
1949 - Sacramento Academic and Vocational Academy	Separate Report

---

See accompanying notes to supplementary information.

ELK GROVE UNIFIED SCHOOL DISTRICT  
SCHEDULE OF FIRST 5 REVENUES AND EXPENDITURES  
For the Year Ended June 30, 2019

	<u>First 5/ School Readiness</u>	<u>All Other Programs</u>	<u>Total Child Development Fund</u>
<b>Revenues:</b>			
Federal revenue sources	\$ -	\$ 3,793,541	\$ 3,793,541
State revenue sources	-	2,802,754	2,802,754
Local revenues sources	<u>422,461</u>	<u>37,865</u>	<u>460,326</u>
 Total revenues	 <u>422,461</u>	 <u>6,634,160</u>	 <u>7,056,621</u>
<b>Expenditures:</b>			
Current:			
Certificated salaries	129,603	1,968,742	2,098,345
Classified salaries	135,811	1,179,637	1,315,448
Employee benefits	111,969	1,678,627	1,790,596
Books and supplies	10,474	233,654	244,128
Contract services and operating expenditures	9,885	1,235,885	1,245,770
Capital outlay	<u>-</u>	<u>63,032</u>	<u>63,032</u>
 Total expenditures	 <u>397,742</u>	 <u>6,359,577</u>	 <u>6,757,319</u>
 Excess of revenues over expenditures	 <u>24,719</u>	 <u>274,583</u>	 <u>299,302</u>
<b>Other financing sources (uses):</b>			
Transfers in	-	183,494	183,494
Transfers out	<u>(24,719)</u>	<u>(314,317)</u>	<u>(339,036)</u>
 Total other financing sources (uses)	 <u>(24,719)</u>	 <u>(130,823)</u>	 <u>(155,542)</u>
 Net change in fund balances	 -	 143,760	 143,760
 Fund balances, July 1, 2018	 <u>-</u>	 <u>267,033</u>	 <u>267,033</u>
 Fund balances, June 30, 2019	 <u>\$ -</u>	 <u>\$ 410,793</u>	 <u>\$ 410,793</u>

See accompanying notes to supplementary information.

ELK GROVE UNIFIED SCHOOL DISTRICT  
NOTES TO SUPPLEMENTARY INFORMATION  
June 30, 2019

---

**NOTE 1 - PURPOSE OF SCHEDULES**

A - Schedule of Average Daily Attendance

Average daily attendance is a measurement of the number of pupils attending classes of the District. The purpose of attendance accounting from a fiscal standpoint is to provide the basis on which apportionments of state funds are made to school districts. This schedule provides information regarding the attendance of students at various grade levels and in different programs.

B - Schedule of Instructional Time

The District has received incentive funding for increasing instructional time as provided by the Incentives for Longer Instructional Day. The District neither met nor exceeded its target funding. This schedule presents information on the amount of instructional time offered by the District and whether the District complied with the provisions of Education Code Sections 46201 through 46206.

C - Schedule of Expenditure of Federal Awards

The Schedule of Expenditure of Federal Awards includes the federal award activity of Elk Grove Unified School District, and is presented on the accrual basis of accounting. The information in this schedule is presented in accordance with the requirements of Title 2 U.S. Code of Federal Regulations Part 200, *Uniform Administrative Requirements, Cost Principles, and Audit Requirements for Federal Awards (Uniform Guidance)*. Expenditures are recognized following cost principles contained in the Uniform Guidance, wherein certain types of expenditures are not allowable or are limited as to reimbursement. The District has elected not to use the 10-percent de minimus indirect cost rate allowed under Uniform Guidance.

The following schedule provides a reconciliation between revenues reported on the Statement of Activities and the related expenditures reported on the Schedule of Expenditure of Federal Awards. The reconciling amounts represent Federal funds that have been recorded as revenues that have not been expended by June 30, 2019.

	<u>CFDA Number</u>	<u>Amount</u>
Total Federal revenues, Statement of Activities		\$ 61,858,601
Dept of Health Services (DHCS): Medi-Cal Billing Option - Medicaid Cluster	93.778	<u>91,711</u>
Total Schedule of Expenditure of Federal Awards		<u>\$ 61,950,312</u>

D - Reconciliation of Unaudited Actual Financial Report with Audited Financial Statements

This schedule provides the information necessary to reconcile the Unaudited Actual Financial Report to the audited financial statements.

E - Schedule of Financial Trends and Analysis - Unaudited

This schedule provides trend information on the District's financial condition over the past three years and its anticipated condition for the 2019-2020 fiscal year, as required by the State Controller's Office. The information in this schedule has been derived from audited information.

---

(Continued)

ELK GROVE UNIFIED SCHOOL DISTRICT  
NOTES TO SUPPLEMENTARY INFORMATION  
June 30, 2019

---

F - Schedule of Charter Schools

This schedule provides information for the California Department of Education to monitor financial reporting by Charter Schools.

G - Schedule of First 5 Revenues and Expenditures

This schedule provides information about the First 5 Sacramento County Program.

**NOTE 2 - EARLY RETIREMENT INCENTIVE PROGRAM**

Education Code Section 14502 requires certain disclosure in the financial statements of districts which adopt Early Retirement Incentive Programs pursuant to Education Code Sections 22714 and 44929. For the year ended June 30, 2019, the District did not adopt this program.



INDEPENDENT AUDITOR'S REPORT  
ON COMPLIANCE WITH STATE LAWS AND REGULATIONS

Board of Education  
Elk Grove Unified School District  
Elk Grove, California

**Report on Compliance with State Laws and Regulations**

We have audited Elk Grove Unified School District's compliance with the types of compliance requirements described in the *State of California's 2018-19 Guide for Annual Audits of K-12 Local Education Agencies and State Compliance Reporting* (the "Audit Guide") applicable to the state laws and regulations listed below for the year ended June 30, 2019.

<u>Description</u>	<u>Procedures Performed</u>
Attendance	Yes
Teacher Certification and Misassignments	Yes
Kindergarten Continuance	Yes
Independent Study	Yes
Continuation Education	Yes
Instructional Time	Yes
Instructional Materials	Yes
Ratio of Administrative Employees to Teachers	Yes
Classroom Teacher Salaries	Yes
Early Retirement Incentive	No, see below
Gann Limit Calculation	Yes
School Accountability Report Card	Yes
Juvenile Court Schools	No, see below
Middle or Early College High Schools	No, see below
K-3 Grade Span Adjustment	Yes
Transportation Maintenance of Effort	Yes
Apprenticeship: Related and Supplemental Instruction	No, see below
Comprehensive School Safety Plan	Yes
District of Choice	No, see below
California Clean Energy Jobs Act	Yes
After/Before School Education and Safety Program:	
General requirements	Yes
After school	Yes
Before school	No, see below
Proper Expenditure of Education Protection Account Funds	Yes
Unduplicated Local Control Funding Formula Pupil Counts	Yes
Local Control and Accountability Plan	Yes
Independent Study – Course Based	No, see below
Attendance, for charter schools	Yes
Mode of Instruction, for charter schools	No, see below
Nonclassroom Based Instruction/Independent Study, for charter schools	Yes
Determination of Funding for Nonclassroom Based Instruction, for charter schools	Yes
Annual Instructional Minutes Classroom Based, for charter schools	No, see below
Charter School Facility Grant Program	No, see below

(Continued)

The District does not offer an Early Retirement Incentive Program; therefore, we did not perform procedures related to the Early Retirement Incentive Program.

The District does not have any Juvenile Court Schools; therefore, we did not perform any procedures related to Juvenile Court Schools.

The District does not have Middle or Early College High Schools, therefore, we did not perform any procedures related to Middle or Early College High Schools.

The District did not offer Apprenticeship: Related and Supplemental Instruction, therefore we did not perform any procedures related to Apprenticeship: Related and Supplemental Instruction.

The District did not operate as a District of Choice, therefore we did not perform any procedures related to District of Choice.

The District did not offer a Before School Education and Safety Program; therefore, we did not perform any procedures relating to the Before School Education and Safety Program.

The District does not offer an Independent Study-Course Based program; therefore, we did not perform any procedures related to the program.

The District does not offer classroom-based instruction for charter schools; therefore, we did not perform any procedures related to Mode of Instruction and Annual Instructional Minutes - Classroom-Based for charter schools.

The District did not expend any Charter School Facilities Grant Program funds in the current year; therefore, we did not perform any procedures related to the program.

### ***Management's Responsibility***

Management is responsible for compliance with the requirements of state laws and regulations, as listed above.

### ***Auditor's Responsibility***

Our responsibility is to express an opinion on Elk Grove Unified School District's compliance with state laws and regulations as listed above based on our audit of the types of compliance requirements referred to above. We conducted our audit of compliance in accordance with auditing standards generally accepted in the United States of America; the standards applicable to financial audits contained in Government Auditing Standards, issued by the Comptroller General of the United States; and the *2018-19 Guide for Annual Audits of K12 Local Education Agencies and State Compliance Reporting* (Audit Guide). Those standards and the Audit Guide require that we plan and perform the audit to obtain reasonable assurance about whether noncompliance with the compliance requirements referred to above that could have a material effect on Elk Grove Unified School District's compliance with the state laws and regulations listed above occurred. An audit includes examining, on a test basis, evidence about Elk Grove Unified School District's compliance with those requirements and performing such other procedures as we considered necessary in the circumstances.

We believe that our audit provides a reasonable basis for our opinion on compliance with state laws and regulations. However, our audit does not provide a legal determination of Elk Grove Unified School District's compliance.

***Basis for Qualified Opinion on Compliance with State Laws and Regulations***

As described in Findings 2019-002 and 2019-003 in the accompanying Schedule of Audit Findings and Questioned Costs, Elk Grove Unified School District did not comply with requirements regarding Kindergarten Continuance and Independent Study. Compliance with such requirements is necessary, in our opinion, for Elk Grove Unified School District to comply with the requirements referred to above.

***Qualified Opinion on Compliance with State Laws and Regulations***

In our opinion, except for the noncompliance described in the Basis for Qualified Opinion paragraph, Elk Grove Unified School District complied, in all material respects, with the compliance requirements referred to above that are applicable to the state laws and regulations referred to above for the year ended June 30, 2019.

***Other Matter***

Elk Grove Unified School District's responses to the findings identified in our audit are included in the accompanying Schedule of Audit Findings and Questioned Costs. Elk Grove Unified School District's responses were not subjected to auditing procedures applied in the audit of compliance and, accordingly, we express no opinion on them.

***Purpose of this Report***

The purpose of this report on compliance is solely to describe the scope of our testing of compliance and the results of that testing based on the requirements of the *State of California's 2018-19 Guide for Annual Audits of K-12 Local Education Agencies and State Compliance Reporting*. Accordingly, this report is not suitable for any other purpose.

**Crowe LLP**

Crowe LLP

Sacramento, California  
December 9, 2019

INDEPENDENT AUDITOR'S REPORT ON INTERNAL CONTROL OVER FINANCIAL  
REPORTING AND ON COMPLIANCE AND OTHER MATTERS BASED ON AN  
AUDIT OF FINANCIAL STATEMENTS PERFORMED IN ACCORDANCE WITH  
*GOVERNMENT AUDITING STANDARDS*

Board of Education  
Elk Grove Unified School District  
Elk Grove, California

We have audited, in accordance with the auditing standards generally accepted in the United States of America and the standards applicable to financial audits contained in *Government Auditing Standards* issued by the Comptroller General of the United States, the financial statements of the governmental activities, each major fund, and the aggregate remaining fund information of Elk Grove Unified School District as of and for the year ended June 30, 2019, and the related notes to the financial statements, which collectively comprise Elk Grove Unified School District's basic financial statements, and have issued our report thereon dated December 9, 2019.

#### **Internal Control Over Financial Reporting**

In planning and performing our audit of the financial statements, we considered Elk Grove Unified School District's internal control over financial reporting (internal control) to determine the audit procedures that are appropriate in the circumstances for the purpose of expressing our opinions on the financial statements, but not for the purpose of expressing an opinion on the effectiveness of Elk Grove Unified School District's internal control. Accordingly, we do not express an opinion on the effectiveness of Elk Grove Unified School District's internal control.

A *deficiency in internal control* exists when the design or operation of a control does not allow management or employees, in the normal course of performing their assigned functions, to prevent, or detect and correct, misstatements on a timely basis. A *material weakness* is a deficiency, or a combination of deficiencies, in internal control, such that there is a reasonable possibility that a material misstatement of the entity's financial statements will not be prevented, or detected and corrected on a timely basis. A *significant deficiency* is a deficiency, or a combination of deficiencies, in internal control that is less severe than a material weakness, yet important enough to merit attention by those charged with governance.

Our consideration of internal control was for the limited purpose described in the first paragraph of this section and was not designed to identify all deficiencies in internal control that might be material weaknesses or significant deficiencies. Given these limitations, during our audit we did not identify any deficiencies in internal control that we consider to be material weaknesses. However, material weaknesses may exist that have not been identified.

We identified a deficiency involving internal control that we communicated to management as identified in the accompanying Schedule of Audit Findings and Questioned Costs as finding 2019-001.

---

(Continued)



## **Compliance and Other Matters**

As part of obtaining reasonable assurance about whether Elk Grove Unified School District's financial statements are free of material misstatement, we performed tests of its compliance with certain provisions of laws, regulations, contracts, and grant agreements, noncompliance with which could have a direct and material effect on the determination of financial statement amounts. However, providing an opinion on compliance with those provisions was not an objective of our audit, and accordingly, we do not express such an opinion. The results of our tests disclosed no instances of noncompliance or other matters that are required to be reported under *Government Auditing Standards*.

## **Elk Grove Unified School District's Response to Findings**

Elk Grove Unified School District's response to the finding identified in our audit is included in the accompanying Schedule of Audit Findings and Questioned Costs. Elk Grove Unified School District's response was not subjected to the auditing procedures applied in the audit of the financial statements and, accordingly, we express no opinion on it.

## **Purpose of this Report**

The purpose of this report is solely to describe the scope of our testing of internal control over financial reporting and compliance and the results of that testing, and not to provide an opinion on the effectiveness of the entity's internal control or on compliance. This report is an integral part of an audit performed in accordance with *Government Auditing Standards* in considering the entity's internal control and compliance. Accordingly, this communication is not suitable for any other purpose.

**Crowe LLP**  
Crowe LLP

Sacramento, California  
December 9, 2019

INDEPENDENT AUDITOR'S REPORT ON COMPLIANCE FOR THE FIRST 5  
SACRAMENTO COUNTY PROGRAM AND REPORT ON INTERNAL CONTROL  
OVER COMPLIANCE IN ACCORDANCE WITH A PROGRAM-SPECIFIC AUDIT

Board of Education  
Elk Grove Unified School District  
Elk Grove, California

**Report on Compliance for First 5 Sacramento County Program**

We have audited Elk Grove Unified School District's compliance with the types of compliance requirements described in the Program Guidelines for the First 5 Sacramento County Program that have a direct and material effect on its First 5 Sacramento County Program for the year ended June 30, 2019.

***Management's Responsibility***

Management is responsible for compliance with the requirements of laws, regulations, contracts and grants applicable to its First 5 Sacramento County Program.

***Auditor's Responsibility***

Our responsibility is to express an opinion on compliance for Elk Grove Unified School District's First 5 Sacramento County Program based on our audit of the types of compliance requirements referred to above. We conducted our audit of compliance in accordance with auditing standards generally accepted in the United States of America and the standards applicable to financial audits contained in *Government Auditing Standards* issued by the Comptroller General of the United States. Those standards require that we plan and perform the audit to obtain reasonable assurance about whether noncompliance with the types of compliance requirements referred to above that could have a direct and material effect on the First 5 Sacramento County Program occurred. An audit includes examining, on a test basis, evidence about Elk Grove Unified School District's compliance with those requirements and performing such other procedures as we considered necessary in the circumstances.

We believe that our audit provides a reasonable basis for our opinion. However, our audit does not provide a legal determination of Elk Grove Unified School District's compliance with those requirements.

***Opinion on First 5 Sacramento County Program***

In our opinion, Elk Grove Unified School District complied, in all material respects, with the compliance requirements referred to above that have a direct and material effect on its First 5 Sacramento County Program for the year ended June 30, 2019.

## **Report on Internal Control Over Compliance**

Management of Elk Grove Unified School District is responsible for establishing and maintaining effective internal control over compliance with the types of compliance requirements referred to above. In planning and performing our audit of compliance, we considered Elk Grove Unified School District's internal control over compliance with requirements that could have a direct and material effect on its First 5 Sacramento County Program to determine the auditing procedures that are appropriate in the circumstances for the purpose of expressing our opinion on compliance for the First 5 Sacramento County Program and to test and report on internal control over compliance in accordance with the First 5 Sacramento County Program Guidelines, but not for the purpose of expressing an opinion on the effectiveness of internal control over compliance. Accordingly, we do not express an opinion on the effectiveness of Elk Grove Unified School District's internal control over compliance.

*A deficiency in internal control over compliance* exists when the design or operation of a control over compliance does not allow management or employees, in the normal course of performing their assigned functions, to prevent, or detect and correct, noncompliance with a type of compliance requirement of the First 5 Sacramento County Program on a timely basis. A *material weakness in internal control over compliance* is a deficiency, or combination of deficiencies, in internal control over compliance, such that there is a reasonable possibility that material noncompliance with a type of compliance requirement of the First 5 Sacramento County Program will not be prevented, or detected and corrected, on a timely basis. A *significant deficiency in internal control over compliance* is a deficiency, or a combination of deficiencies, in internal control over compliance with a type of compliance requirement of the First 5 Sacramento County Program that is less severe than a material weakness in internal control over compliance, yet important enough to merit attention by those charged with governance.

Our consideration of internal control over compliance was for the limited purpose described in the first paragraph of this section and was not designed to identify all deficiencies in internal control over compliance that might be material weaknesses or significant deficiencies. We did not identify any deficiencies in internal control over compliance that we consider to be material weaknesses. However, material weaknesses may exist that have not been identified.

The purpose of this report on internal control over compliance is solely to describe the scope of our testing of internal control over compliance and the results of that testing based on the requirements of First 5 Sacramento County Program Guidelines. Accordingly, this report is not suitable for any other purpose.

**Crowe LLP**

Crowe LLP

Sacramento, California  
December 9, 2019

INDEPENDENT AUDITOR'S REPORT ON COMPLIANCE  
FOR EACH MAJOR FEDERAL PROGRAM AND REPORT  
ON INTERNAL CONTROL OVER COMPLIANCE

Board of Education  
Elk Grove Unified School District  
Elk Grove, California

**Report on Compliance for Each Major Federal Program**

We have audited Elk Grove Unified School District's compliance with the types of compliance requirements described in the *OMB Compliance Supplement* that could have a direct and material effect on each of Elk Grove Unified School District's major federal programs for the year ended June 30, 2019. Elk Grove Unified School District's major federal programs are identified in the summary of auditor's results section of the accompanying schedule of findings and questioned costs.

***Management's Responsibility***

Management is responsible for compliance with federal statutes, regulations, and the terms and conditions of its federal awards applicable to its federal programs.

***Auditor's Responsibility***

Our responsibility is to express an opinion on compliance for each of Elk Grove Unified School District's major federal programs based on our audit of the types of compliance requirements referred to above. We conducted our audit of compliance in accordance with auditing standards generally accepted in the United States of America; the standards applicable to financial audits contained in *Government Auditing Standards*, issued by the Comptroller General of the United States; and the audit requirements of Title 2 U.S. Code of Federal Regulations Part 200, *Uniform Administrative Requirements, Cost Principles, and Audit Requirements for Federal Awards* (Uniform Guidance). Those standards and the Uniform Guidance require that we plan and perform the audit to obtain reasonable assurance about whether noncompliance with the types of compliance requirements referred to above that could have a direct and material effect on a major federal program occurred. An audit includes examining, on a test basis, evidence about Elk Grove Unified School District's compliance with those requirements and performing such other procedures as we considered necessary in the circumstances.

We believe that our audit provides a reasonable basis for our opinion on compliance for each major federal program. However, our audit does not provide a legal determination of Elk Grove Unified School District's compliance.

***Opinion on Each Major Federal Program***

In our opinion, Elk Grove Unified School District complied, in all material respects, with the types of compliance requirements referred to above that could have a direct and material effect on each of its major federal programs for the year ended June 30, 2019.

---

(Continued)

## **Report on Internal Control Over Compliance**

Management of Elk Grove Unified School District is responsible for establishing and maintaining effective internal control over compliance with the types of compliance requirements referred to above. In planning and performing our audit of compliance, we considered Elk Grove Unified School District's internal control over compliance with the types of requirements that could have a direct and material effect on each major federal program to determine the auditing procedures that are appropriate in the circumstances for the purpose of expressing an opinion on compliance for each major federal program and to test and report on internal control over compliance in accordance with Uniform Guidance, but not for the purpose of expressing an opinion on the effectiveness of internal control over compliance. Accordingly, we do not express an opinion on the effectiveness of Elk Grove Unified School District's internal control over compliance.

*A deficiency in internal control over compliance* exists when the design or operation of a control over compliance does not allow management or employees, in the normal course of performing their assigned functions, to prevent, or detect and correct, noncompliance with a type of compliance requirement of a federal program on a timely basis. *A material weakness in internal control over compliance* is a deficiency, or combination of deficiencies, in internal control over compliance, such that there is a reasonable possibility that material noncompliance with a type of compliance requirement of a federal program will not be prevented, or detected and corrected, on a timely basis. *A significant deficiency in internal control over compliance* is a deficiency, or a combination of deficiencies, in internal control over compliance with a type of compliance requirement of a federal program that is less severe than a material weakness in internal control over compliance, yet important enough to merit attention by those charged with governance.

Our consideration of internal control over compliance was for the limited purpose described in the first paragraph of this section and was not designed to identify all deficiencies in internal control over compliance that might be material weaknesses or significant deficiencies. We did not identify any deficiencies in internal control over compliance that we consider to be material weaknesses. However, material weaknesses may exist that have not been identified.

The purpose of this report on internal control over compliance is solely to describe the scope of our testing of internal control over compliance and the results of that testing based on the requirements of Uniform Guidance. Accordingly, this report is not suitable for any other purpose.

**Crowe LLP**  
Crowe LLP

Sacramento, California  
December 9, 2019

## **FINDINGS AND RECOMMENDATIONS**

ELK GROVE UNIFIED SCHOOL DISTRICT  
 SCHEDULE OF AUDIT FINDINGS AND QUESTIONED COSTS  
 Year Ended June 30, 2019

---

SECTION I - SUMMARY OF AUDITOR'S RESULTS

**FINANCIAL STATEMENTS**

Type of auditor's report issued: Unmodified

Internal control over financial reporting:

Material weakness(es) identified? \_\_\_\_\_ Yes   X   No

Significant deficiency(ies) identified not considered  
to be material weakness(es)? \_\_\_\_\_ Yes   X   None reported

Noncompliance material to financial statements  
noted? \_\_\_\_\_ Yes   X   No

**FEDERAL AWARDS**

Internal control over major programs:

Material weakness(es) identified? \_\_\_\_\_ Yes   X   No

Significant deficiency(ies) identified not considered  
to be material weakness(es)? \_\_\_\_\_ Yes   X   None reported

Type of auditor's report issued on compliance for  
major programs: Unmodified

Any audit findings disclosed that are required to be  
reported in accordance with 2 CFR 200.516(a)? \_\_\_\_\_ Yes   X   No

Identification of major programs:

<u>CFDA Number(s)</u>	<u>Name of Federal Program or Cluster</u>
10.555	Child Nutrition: School Programs - Child Nutrition Cluster

Dollar threshold used to distinguish between Type A  
and Type B programs: \$ 1,858,509

Auditee qualified as low-risk auditee?   X   Yes \_\_\_\_\_ No

**STATE AWARDS**

Type of auditor's report issued on compliance for  
state programs: Qualified

---

(Continued)

ELK GROVE UNIFIED SCHOOL DISTRICT  
SCHEDULE OF AUDIT FINDINGS AND QUESTIONED COSTS  
Year Ended June 30, 2019

---

SECTION II - FINANCIAL STATEMENT FINDINGS

**2019-001 DEFICIENCY - VACATION ACCRUAL (30000)**

Criteria

Vacation accrual is governed by collective bargaining contracts as well as board policies 4162, 4262 and 4362. All contracts and board policies prohibit accumulation of vacation days in excess of the stated maximums.

Condition

As of June 30, 2019, there are approximately 728 employees who exceed the maximum days permitted by policy, by a total of approximately 20,462 excess days, representing an excess vacation accrual of \$4,153,776.

Effect

Increased liability to the District, to be paid in future years based on the overaccrual.

Cause

The District is not enforcing policy and contract language regarding vacation accrual.

Fiscal Impact

As of June 30, 2019, the excess vacation accrual is \$4,153,776.

Recommendations

The District should enforce the requirements set in the collective bargaining contracts and District policy.

Views of Responsible Officials

The District is continuing to work on a way to enforce the accrual policy and limit hours that can be accrued by stopping the accrual when it reaches a maximum level. The issue will be discussed during 2019-2020 negotiations with employee groups.

---

(Continued)



ELK GROVE UNIFIED SCHOOL DISTRICT  
SCHEDULE OF AUDIT FINDINGS AND QUESTIONED COSTS  
Year Ended June 30, 2019

---

SECTION III - FEDERAL AWARD FINDINGS AND QUESTIONED COSTS

No matters were reported.

---

(Continued)

ELK GROVE UNIFIED SCHOOL DISTRICT  
SCHEDULE OF AUDIT FINDINGS AND QUESTIONED COSTS  
Year Ended June 30, 2019

---

SECTION IV - STATE AWARD FINDINGS AND QUESTIONED COSTS

**2019-002 DEFICIENCY - KINDERGARTEN CONTINUATION (40000)**

Criteria

Education Code Section 46300 "...(g) (1) In computing the average daily attendance of a school district, there shall be included the attendance of pupils in kindergarten after they have completed one school year in kindergarten or pupils in a transitional kindergarten program after they have completed one year in that program if one of the following conditions is met: (A) The school district has on file for each of those pupils an agreement made pursuant to Section 48011, approved in form and content by the department and signed by the pupil's parent or guardian, that the pupil may continue in kindergarten for not more than one additional school year." (B) The pupils participated in a transitional kindergarten program pursuant to subdivision (c) of Section 48000.

Condition

For two students, the agreements did not contain required information and were not completed correctly.

Effect

The effect of this finding is an overstatement of 1.91 ADA in the Kindergarten through third grade span.

Cause

The District did not review forms to ensure they were in compliance.

Fiscal Impact

The effect of this finding is an overstatement of 1.91 ADA. Based on the LCFF Base Grant Funding per ADA of \$8,235, the estimated fiscal impact is \$15,729.

Recommendations

The District should ensure a completed agreement is maintained for each kindergarten pupil continuing in kindergarten for more than one year.

Views of Responsible Officials

The District will review each kindergarten pupil continuing in kindergarten for more than one year and ensure a completed agreement is in compliance with the form on CDE's website.

---

(Continued)

ELK GROVE UNIFIED SCHOOL DISTRICT  
SCHEDULE OF AUDIT FINDINGS AND QUESTIONED COSTS  
Year Ended June 30, 2019

---

SECTION IV - STATE AWARD FINDINGS AND QUESTIONED COSTS  
(continued)

**2019-003 DEFICIENCY - INDEPENDENT STUDY (40000)**

Criteria

Education Code 51749.6 (b) (1) states that the learning agreement shall be signed by the pupil and, if the pupil is less than 18 years of age, the pupil's parent or legal guardian, and all certificated employees providing instruction before instruction may commence.

Condition

For one student, the agreement was not signed by student prior to the commencement of independent study.

Effect

The effect of this finding is an overstatement of 0.25 ADA in the seventh and eighth grade span.

Cause

The District did not review forms to ensure they were in compliance.

Fiscal Impact

No fiscal impact as error is less than 0.5 ADA.

Recommendations

The District review all independent study agreements to ensure they are in compliance.

Views of Responsible Officials

The District will review all independent study agreements to ensure compliance.

**STATUS OF PRIOR YEAR  
FINDINGS AND RECOMMENDATIONS**

ELK GROVE UNIFIED SCHOOL DISTRICT  
STATUS OF PRIOR YEAR FINDINGS AND RECOMMENDATIONS  
Year Ended June 30, 2019

---

<u>Finding/Recommendation</u>	<u>Current Status</u>	<u>District Explanation If Not Implemented</u>
<b>2018-001</b>		
<u>Condition:</u> As of June 30, 2018, there are approximately 681 employees who exceed the maximum days permitted by policy, by a total of approximately 18,871 excess days, representing an excess vacation accrual of \$3,699,903.	Not implemented.	See current year finding 2019-001.
<u>Recommendation:</u> The District should enforce the requirements set in the collective bargaining contracts and District policy.		