



## JOSEPH SIMS ELEMENTARY

3033 Buckminster Dr  
Elk Grove, CA 95758  
(916) 683-7445

**Board of Education**  
Jeanette J. Amavisca  
Pollyanna Cooper-LeVangie  
Priscilla S. Cox  
Pamela A. Irely  
William H. Lugg, Jr.  
Chet Madison, Sr.  
Brian D. Myers

### Hours of Operation

Our office is open from 7:30 a.m. to 4:00 p.m. Monday through Friday. Parents are always welcome to visit the office to address any questions or concerns they may have about the school or their children. The office staff can assist parents with registering and enrolling their children and can give information about programs at the school.

### School Highlights and Awards

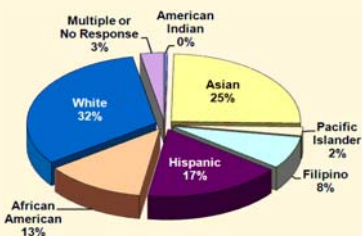
- California Distinguished School Honorable Mention, 2006
- Buck Foundation Three Year Artist-in-Resident Grant Award
- California Distinguished School, 2008

### Student Demographics

	School	District
Enrollment	1,196	61,573
English Learners	131	10,241
Languages Spoken	21	72
Students of Poverty	296	29,915
GATE	59	3,784

SOURCE: Enrollment: 2008 CBEDS, California Dept. of Education; Students of Poverty and GATE: October 2008, EGUSD; English Learners and Languages Spoken: March 2008, EGUSD

### Population by Ethnicity



SOURCE: 2008 CBEDS, California Dept. of Education

### Introduction from the Board

Thank you for your interest and commitment to your child's education, and your continuing partnership in teaching and learning. In order to best serve our community, we have created this condensed version of the full School Accountability Report Card (SARC) with the mission of presenting information about each of our schools in a clear, parent friendly format. If you are interested in viewing the full SARC report for your child's school, you will find it at the district website: [www.egusd.net](http://www.egusd.net).

### A Message From the Principal

Joseph Sims Elementary  
A Community Dedicated to Helping Students Achieve Their Best

Our school was named after Joseph Sims, an early pioneer in the area. Joseph Sims, whose portrait hangs in our front office, had a strong sense of community and recognized the importance of education. These core values radiate through our school which bears his name.

From the inception of Joseph Sims Elementary School, teachers, support staff, parents, and community members have been committed to helping students achieve their personal best. This is accomplished by creating a place where ALL students are provided with the best possible instruction on a daily basis in a school climate that is safe, challenging, and nurturing. We were proud to be honored with the California Distinguished School Award, again, during the 2007-2008 school year in recognition of our work in schoolwide achievement.

The community we serve is a richly diverse blend of ethnic and cultural backgrounds. Over 26 languages are spoken in our families' homes. During the school day, our Learning Center offers programs that address the educational plans of students with special needs. To promote enrichment for high achieving students we provide differentiated curriculum, accelerated and GATE programs.

Achieving our school's vision involves a true partnership between home, school and community. Sims collaborates with our Parent Teacher Organization to provide many opportunities throughout the year for our diverse community to gather in support of our students as a means to build community and relationships. Such events are: Back to School Nights, Ice Cream Social, Artist-in-Residence student performances, Family Science Night, book fairs, Multicultural Faire, and Open House. In addition to our highly active Parent Teacher Organization, Sims has a School Site Council, English Language Advisory Committee (ELAC) and Student Council that are all dedicated to the success of our school.

We are proud to be part of a community who fosters our goals by supporting our school and collaborating with us to provide opportunities for students to grow in all aspects of their development: social, emotional, and academic. This will be our continued commitment and focus at Joseph Sims Elementary School.

Shelly J. Hughes, Principal  
Joseph Sims Elementary

### Parental Involvement

Parent support and involvement is a very important aspect of the success at Joseph Sims Elementary. There are a variety of ways to become involved. Many parents and community members volunteer in the classrooms or library, participate in one of many of our Parent Teacher Organization (PTO) committees, or work as art docents. Our active PTO raises thousands of dollars annually through our Ice Cream Social and product sales to support a variety of enrichment programs. For more information on parent involvement, please contact Susan Clark at 683-7445.

## Teacher Credentials and Misassignments

### Teacher Credentials

2007-2008	
Total Number of Teachers	63
Total Full Credentials	62

SOURCE: 2007-2008 CBEDS, California Dept. of Education

### Teacher Misassignments and Vacancies

2008-2009	
Misassignments of Teachers of English Learners	0
Misassignments Due to Subject Matter Competency	0
Teacher Vacancies	0

SOURCE: 2008-2009, EGUSD

In the 2008-2009 school year, over 99 percent of the district's teachers held full teaching credentials. In addition to being fully credentialed, if a class is 20 percent or more English Learners (EL), the teacher should hold a supplementary authorization to instruct students in learning English or they are considered misassigned. Our district is working to remedy these misassignments by providing training opportunities for teachers to earn these authorizations and providing ongoing professional development in strategies to help EL students.

In subjects with a shortage, a fully credentialed teacher is sometimes asked to teach outside of their subject matter competency area until an appropriately credentialed teacher can be hired. In these cases, teachers are counted as misassigned.

Vacancies are defined as a position to which a permanent teacher has not been assigned by the beginning of the course. Most vacancies in our district are in subject areas where qualified teachers are in shortage.

## School Facility Conditions and Planned Improvement

The district takes great efforts to ensure that all schools are clean, safe, and functional. To assist in this effort, the district uses a facility survey instrument developed by the State of California Office of Public School Construction.

Included is more specific information on the condition of the school and the efforts made to ensure that students are provided with a clean, safe, and functional learning environment.

Our school has 43 classrooms, a multipurpose room, a library, and an administration building. The main campus was built in 1998. Two portable classrooms were added in 2002 for class size reduction.

District maintenance staff ensures that the repairs necessary to keep the school in good repair and working order are completed in a timely manner. A work order process is used to ensure efficient service and that emergency repairs are given the highest priority.

The district governing board has adopted cleaning standards for all schools in the district. A summary of these standards is available at the school office or the district Facilities Department. The principal works with the custodial staff to develop cleaning schedules to ensure a clean and safe school.

There are no corrective actions necessary at this time.

## School Facility Good Repair Status

Date of facilities inspection: 4/28/08

Item Inspected	Repair Status			Repair Needed
	Good	Fair	Poor	
Gas Leaks	x			None
Mechanical Systems	x			None
Windows/Doors/Gates (int. and ext.)	x			None
Interior Walls, Floors, and Ceilings	x			None
Hazardous Materials (int. and ext.)	x			None
Structural Damage	x			None
Fire Safety	x			None
Electrical (interior and exterior)	x			None
Pest/Vermin Infestation	x			None
Drinking Fountains (int. and ext.)	x			None
Restrooms	x			None
Sewer	x			None
Playground/School Grounds	x			None
Roofs	x			None
Overall Cleanliness	x			None

	Exemplary	Good	Fair	Poor
Overall Summary		x		

SOURCE: 2008-2009, EGUSD

## Class Size

In Elk Grove schools, our research shows that small class sizes lead to higher student engagement and academic achievement. It has been a top priority in our district to reduce class sizes over the last several years. We have reduced class size to 20 to 1 in Kindergarten through 3rd grade, and 26 to 1 in 4th through 6th grades. At the secondary level, certain core classes, such as Algebra I and 9th grade English, have reduced class sizes.

School Average	
Kindergarten	20.0
Grade 1	19.9
Grade 2	19.4
Grade 3	19.9
Grade 4	25.5
Grade 5	25.9
Grade 6	25.9

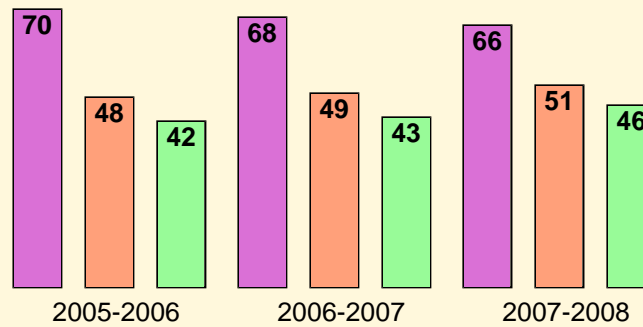
SOURCE: 2008 CBEDS, California Dept. of Education

## California Standards Tests (CST)

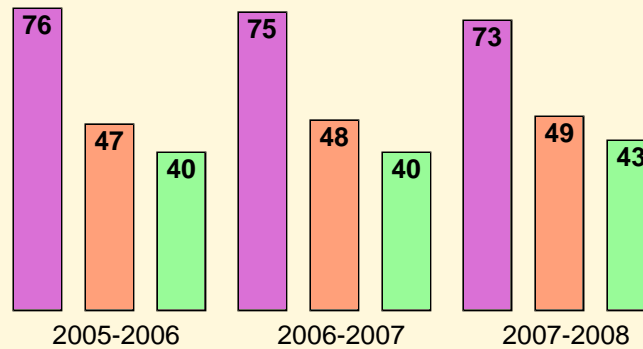
The California Standards Tests (CST) show how well students are doing in relation to the state content standards. Student scores are reported as performance levels. The five performance levels are Advanced, Proficient, Basic, Below Basic, and Far Below Basic. Students scoring at the Proficient or Advanced level meet state standards in that content area.

Data reported are the percent of students scoring at the Proficient or Advanced levels.

### English Language Arts



### Math



Legend	
School	<span style="display:inline-block; width:15px; height:15px; background-color:purple;"></span>
District	<span style="display:inline-block; width:15px; height:15px; background-color:orange;"></span>
State	<span style="display:inline-block; width:15px; height:15px; background-color:green;"></span>

SOURCE: Spring 2008, California Dept. of Education

## Academic Performance Index (API)

The Academic Performance Index is a score on a scale of 200 to 1,000 that annually measures the academic performance and progress of individual schools in California. The state has set 800 as the API score that schools should strive to meet. Each year a school's API is required to increase a minimum of 5% until they meet the 800 target overall and for significant subgroups. Schools across the state are ranked into ten categories, from one (lowest) to ten (highest), which is referred to as their statewide rank. In addition, each school is compared to 100 statistically matched similar schools and ranked against this group. This ranking is also ranked into ten categories, from one to ten. These ranks are published when the Base API is released each March.

Growth Score	858
Statewide Rank	9
Similar Schools Rank	8

SOURCE: 2007-2008, California Dept. of Education

## Adequate Yearly Progress (AYP)

The federal No Child Left Behind Act (NCLB) requires that all students perform at or above the proficient level on the state's standards-based assessments by 2014. In order to achieve this goal and meet annual performance objectives, districts and schools must improve each year according to set requirements. A "Yes" in the following table displaying Overall AYP Status indicated that AYP was met for all students and all subgroups.

Schools receiving Title I funding enter federal Program Improvement (PI) if they do not make Adequate Yearly Progress (AYP) for two consecutive years. In the 2008-2009 school year, there are no Program Improvement schools in our district.

Overall AYP Status Met	Yes
Program Improvement	N/A

SOURCE: 2007-2008, California Dept. of Education

## Professional Development

Our school and district offer a variety of professional learning opportunities for teachers, instructional aides, and non-instructional support staff. Through our district's Trainer of Trainers program, three times per year a team of teachers attends training on best teaching practices and returns to the site and shares the information they learned with the whole staff.

Our teachers also take part in a district math professional development program for teachers of grades 3-7 that is intended to increase students' conceptual understanding of mathematics. Additionally, special education teachers have numerous opportunities to learn how to best meet the needs of students with learning disabilities.

New teachers who have been teaching fewer than two years are supported by the district's beginning teacher program. They meet weekly with an experienced mentor to discuss their successes and challenges and new ideas for their classrooms.

Finally, the district offers a variety of classes for support staff. Paraprofessionals, administrative assistants, office clerks, and custodians may take classes that relate to their work such as learning new computer skills and learning to work more efficiently and in ergonomically correct ways.

## School Safety Plan

We believe that nothing should get in the way of the academic achievement of our students. Our district is committed to providing a safe, secure environment for learning. An "Emergency Handbook", outlining a plan of action for emergencies such as earthquakes, fires, floods, and chemical spills, is kept in the school office. Random, periodic school safety inspections are conducted by the County of Sacramento. The district's Police Services Department works closely with our school site to provide a safe, secure environment for all students.

## Specialized Programs

At our school we have highly qualified staff to assist students with special learning needs. Our Learning Center services not only special education students, but also general education students who need additional support to meet the standards. Bilingual Teaching Associates help our English Learners access the core curriculum. Gifted and Talented students participate in accelerated instruction and an after school extended day program.

## Average Salaries

Data reported are the district's average salaries for teachers, principals, and superintendents, compared to the state average salaries for districts of the same type and size, as defined by Education Code Section 41409.

Teachers	EGUSD 50,000+ ADA	State Average 20,000+ ADA
Beginning	\$40,047	\$40,721
Midrange	\$59,384	\$65,190
Highest	\$82,031	\$84,151
<b>Principals</b>		
Elementary	\$109,155	\$104,476
Middle	\$109,139	\$108,527
High	\$120,324	\$119,210
<b>District Superintendent</b>	\$221,536	\$210,769
<b>Share of budget used for</b>		
Teachers' salaries	45.4%	39.9%
Administrative salaries	4.7%	5.5%

SOURCE: FY 2006-2007, California Dept. of Education

## District Administration

Steven M. Ladd, Ed.D.  
Superintendent  
Xavier De La Torre, Ed.D.  
Associate Superintendent,  
Human Resources  
Nancy Lucia  
Associate Superintendent,  
Education Services  
Richard Odegaard  
Associate Superintendent,  
Finance & School Support  
Christina Penna  
Associate Superintendent,  
Secondary Education  
Robert Pierce  
Associate Superintendent,  
Facilities  
L. Steven Winlock, Ed.D.  
Associate Superintendent,  
Elementary Education

## Average Daily Attendance

	Percent
School	96.88%
District	95.37%

SOURCE: 2007-2008, EGUSD

## Discipline

	School	District
Suspensions	52	12,551
Expulsions	0	224

SOURCE: 2007-2008, California Dept. of Education

## Elk Grove Unified School District

This school is administered by the Elk Grove Unified School District, which covers over 320 square miles in southern Sacramento County.

Total Students (Oct 2008)	61,573
Elementary Schools	39
Middle Schools	9
High Schools	9
Alternative Schools	4
Charter Schools	1
Adult Education Schools	1
Special Education Schools	1